

County Durham and Darlington
Fire and Rescue Service

Bonfire period activity 2021

Information services

   @CDDFRS
www.ddfire.gov.uk



Purpose

- To provide information on the activity over the bonfire period and the night itself
- To provide a summary of key facts
- To provide brief analytical overview

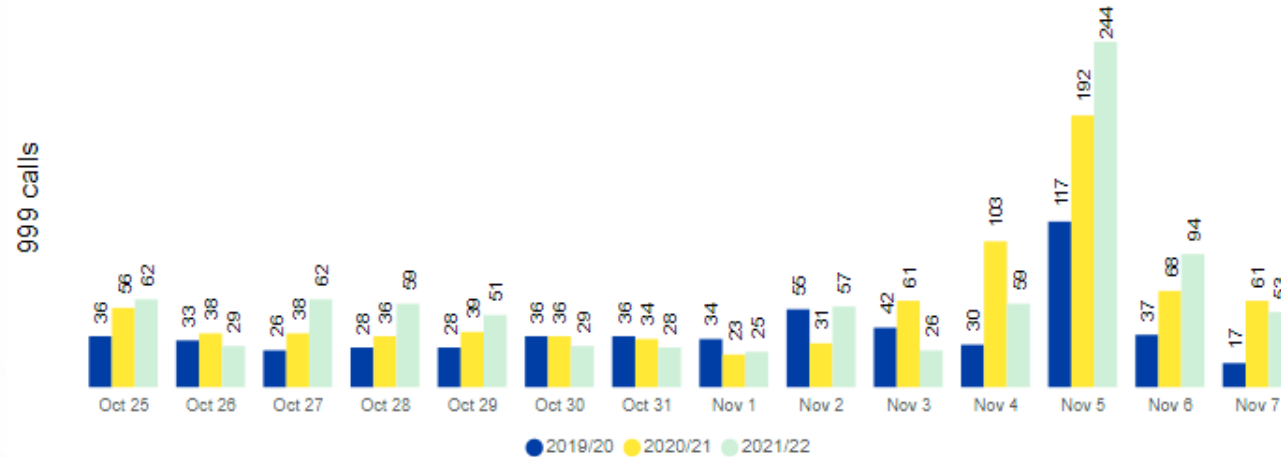


Background

- For statistical comparison, bonfire period is usually considered to be a two week period leading to and just after bonfire night itself
- The period runs from the 25 October and ends on the evening of the 7th November
- This year 5 November was a Friday, in 2020 it was Thursday
- There is an anticipated increase in incidents attended, mainly secondary fires and number of calls received by the service
- When comparing annual data, it worth noting that 2019/20 was a particularly wet year which resulted in a lower number of incidents.

Calls received

Calls received 25th Oct – 7th Nov 2021



Bonfire Period

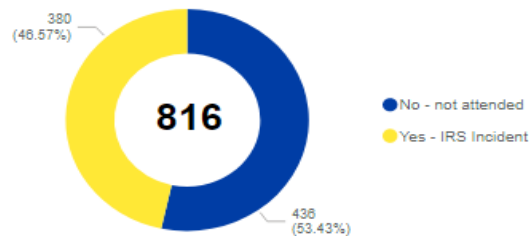
555 calls in 2019
816 calls in 2020
878 calls in 2021

62 more calls than last year

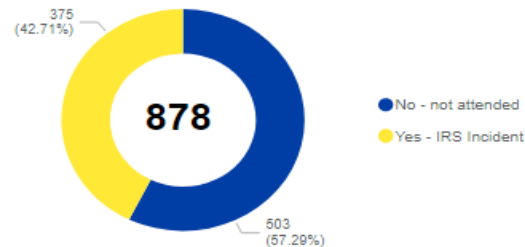
5 year average = 773
(2016,2017,2018,2019,2020)

In 2021 there was a 7.6% increase in the number of calls compared to 2020

Bonfire period calls received 2020



Bonfire period calls received 2021



Bonfire Night

117 calls in 2019
192 calls in 2020
244 calls in 2021

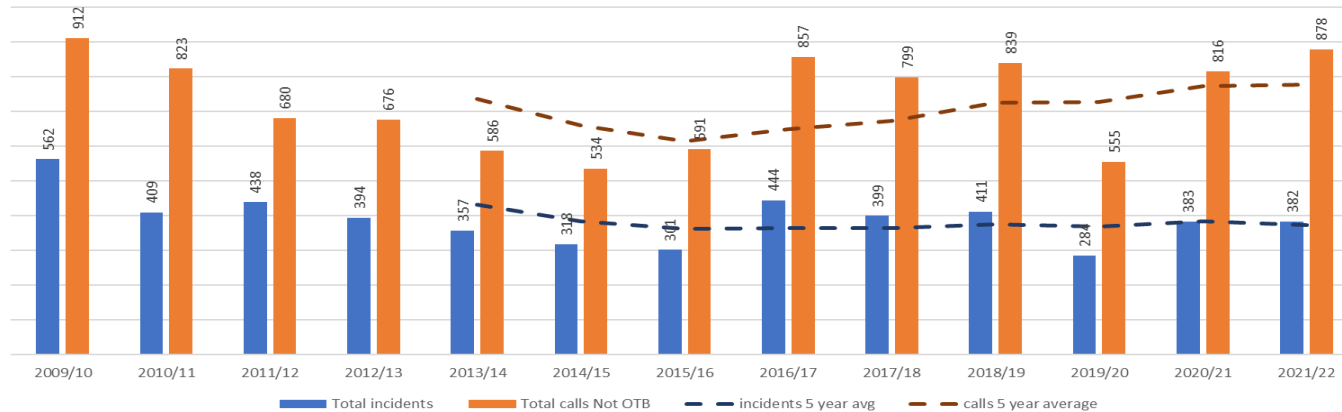
52 more calls than last year

5 year average = 157
(2016,2017,2018,2019,2020)

In 2021 there was a 27.1% increase in the number of calls compared to 2020

Calls received and incidents attended

Bonfire period 25th Oct - 7th Nov calls and incidents attended



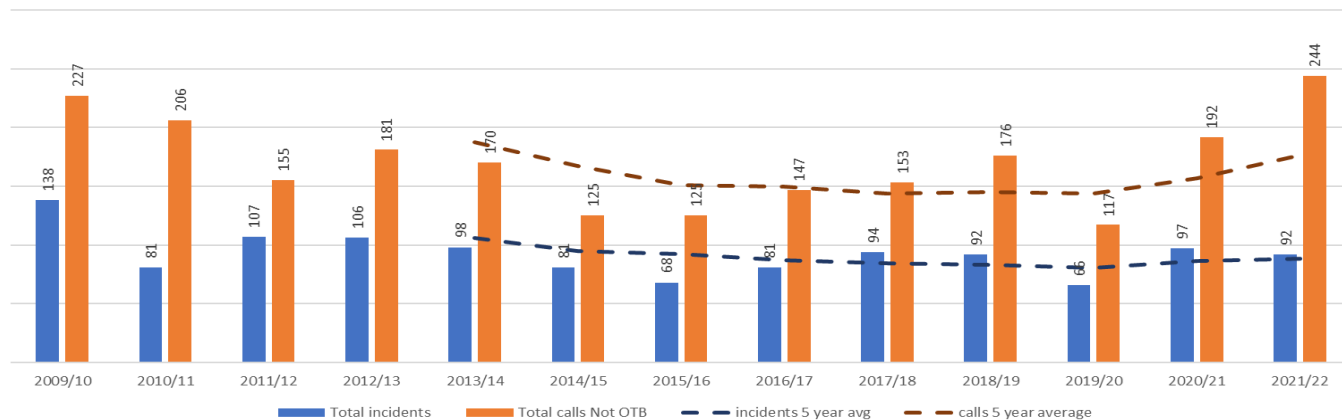
Bonfire Period

Calls over the bonfire period are 12.9% higher than the 5 year average.

Call numbers have been very similar in the last few years with the exception of 2019/20

Incidents attended follows a similar trend to calls. Number of incidents is slowly reducing year on year.

Bonfire night 5th Nov calls and incidents attended



Bonfire Night

Calls on bonfire night are 38.3% higher than the 5 year average.

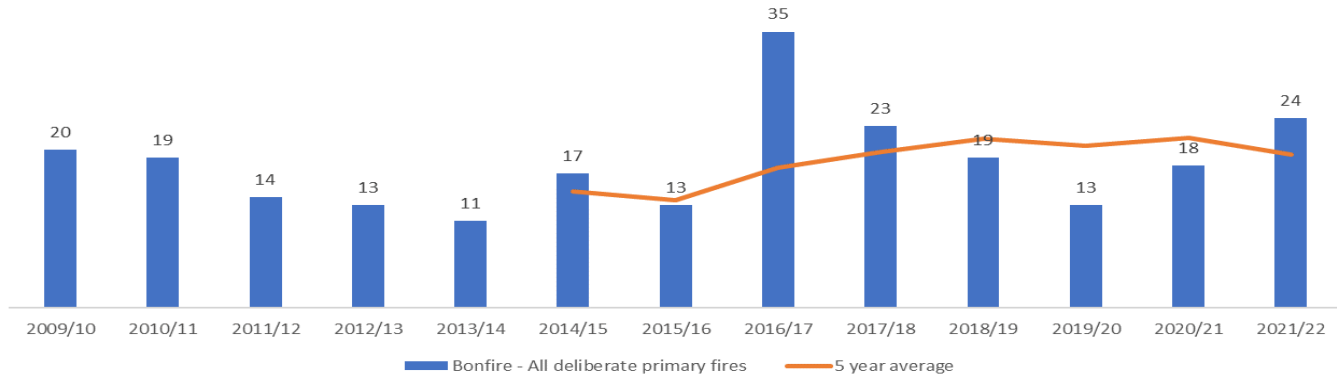
Call numbers on bonfire night are increasing year on year

Incidents attended on bonfire night are 4.3% higher than the 5 year average.

Incidents attended have been a similar frequency over the last 5 years

Deliberate Primary Fires

Deliberate primary fires 25th Oct to 7th Nov year on year with 5 year average



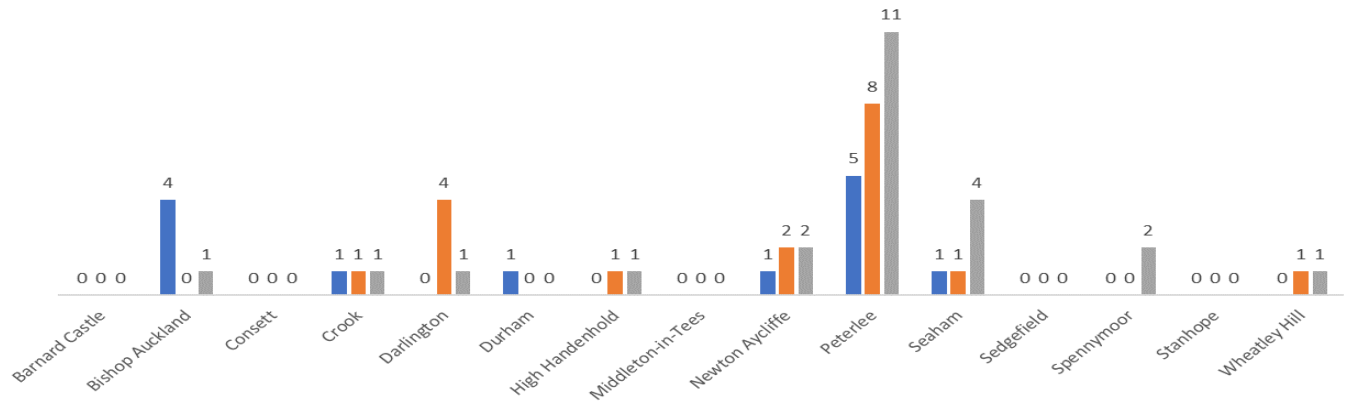
Bonfire Period deliberate primary fires

Deliberate primary fires in the last 3 years have been rising.

In 2021 it is higher than the 5 year average for the first time in 3 years.

2021 is the second highest year for deliberate primary fires since the IRS was introduced in 2009.

Deliberate primary fires by Station Ground - 25th Oct to 7th Nov 2019 - 2021



Bonfire Period deliberate primary fires

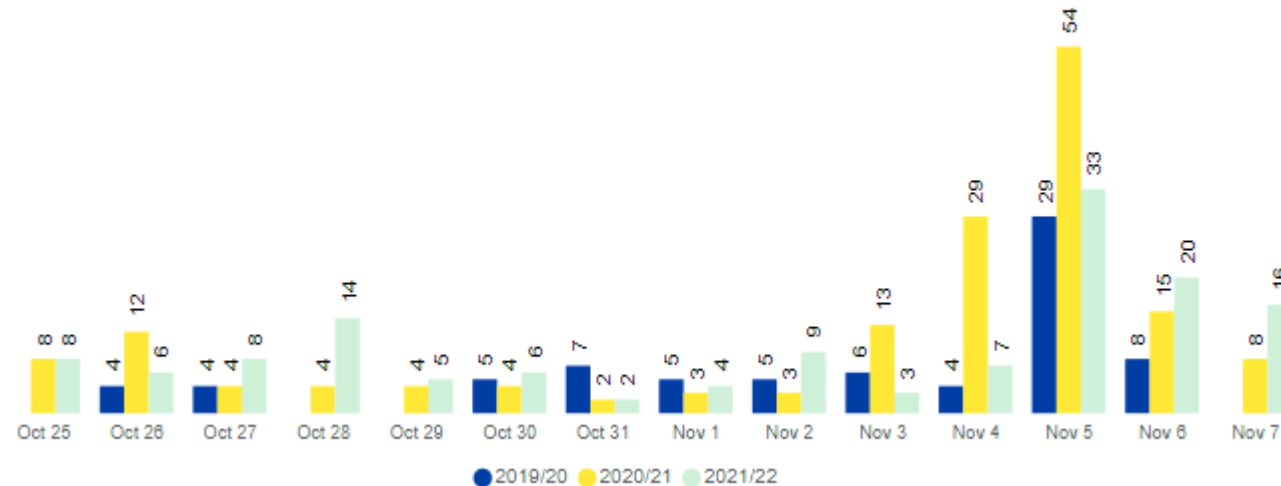
Deliberate primary fires are most frequent in Peterlee station area.

45% of the deliberate primary fires in 2021 took place in Peterlee station area. (44% in 2020 and 38% in 2019).

Newton Aycliffe, Seaham and Spennymoor stations all had more than one deliberate primary fire.

Deliberate and not known secondary fires

Deliberate and not known secondary fires 25th Oct to 7th Nov



In 2021 bonfire night fell on a Friday, this may have cause the increase in incidents post bonfire night.

Run up to bonfire night

(25th oct to 4th Nov)

An average of 6.5 incidents per day in the run up to bonfire night (7.8 in 2020).

There were 14 Deliberate and not known secondary fires fewer in the run up to bonfire night in 2021 compared to 2020

Bonfire Night

33 deliberate and not known secondary fires on 5th Nov. 21 incidents fewer than in 2020.

This is a 38.9% reduction on 2020 incidents

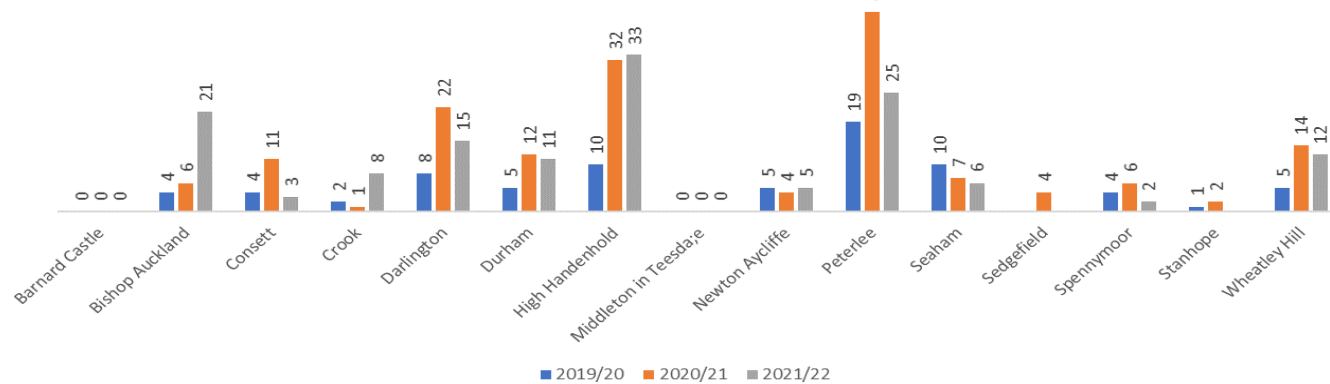
Post Bonfire Night

An average of 18 incidents per day post bonfire night.

An increase of 6.5 incidents on 2020

Deliberate and not known secondary fires

Deliberate and not known secondary fires by station area – 25th Oct – 7th Nov



Bonfire period

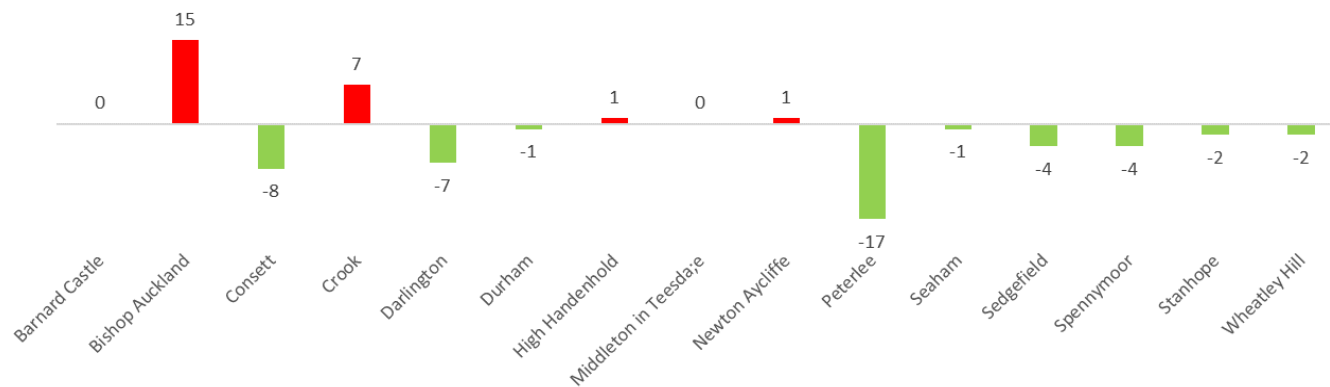
(25th Oct to 7th Nov)

The majority of station areas were quieter than the previous year over the bonfire period.

There were significantly higher numbers of incidents in Bishop Auckland and Crook

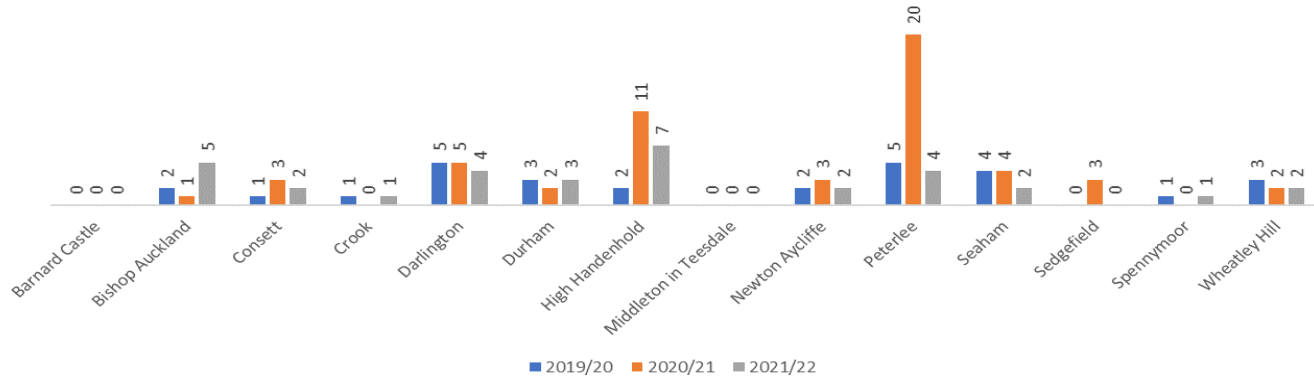
There were significantly fewer incidents in Peterlee, Consett and Darlington

Deliberate and not known secondary fires by station area – 25th Oct – 7th Nov (variance 2020 – 2021)



Deliberate and not known secondary fires

Deliberate and not known secondary fires by station area - 5th Nov

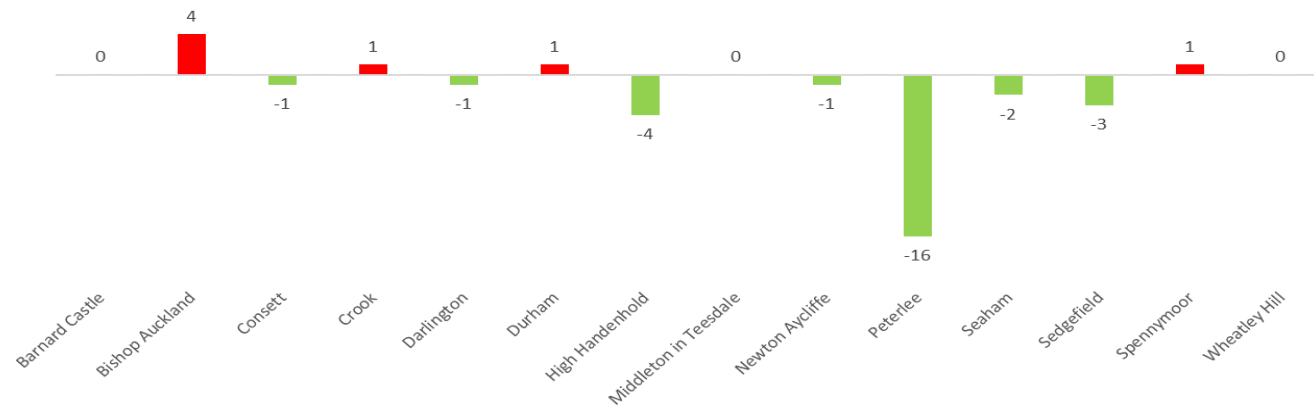


Bonfire night

On the 5th November most stations had a similar number of incidents to the previous year.

Peterlee station had a large reduction with 16 fewer incidents compared to 2020

Deliberate and not known secondary fires by station area - 5th Nov variance 2020 - 2021

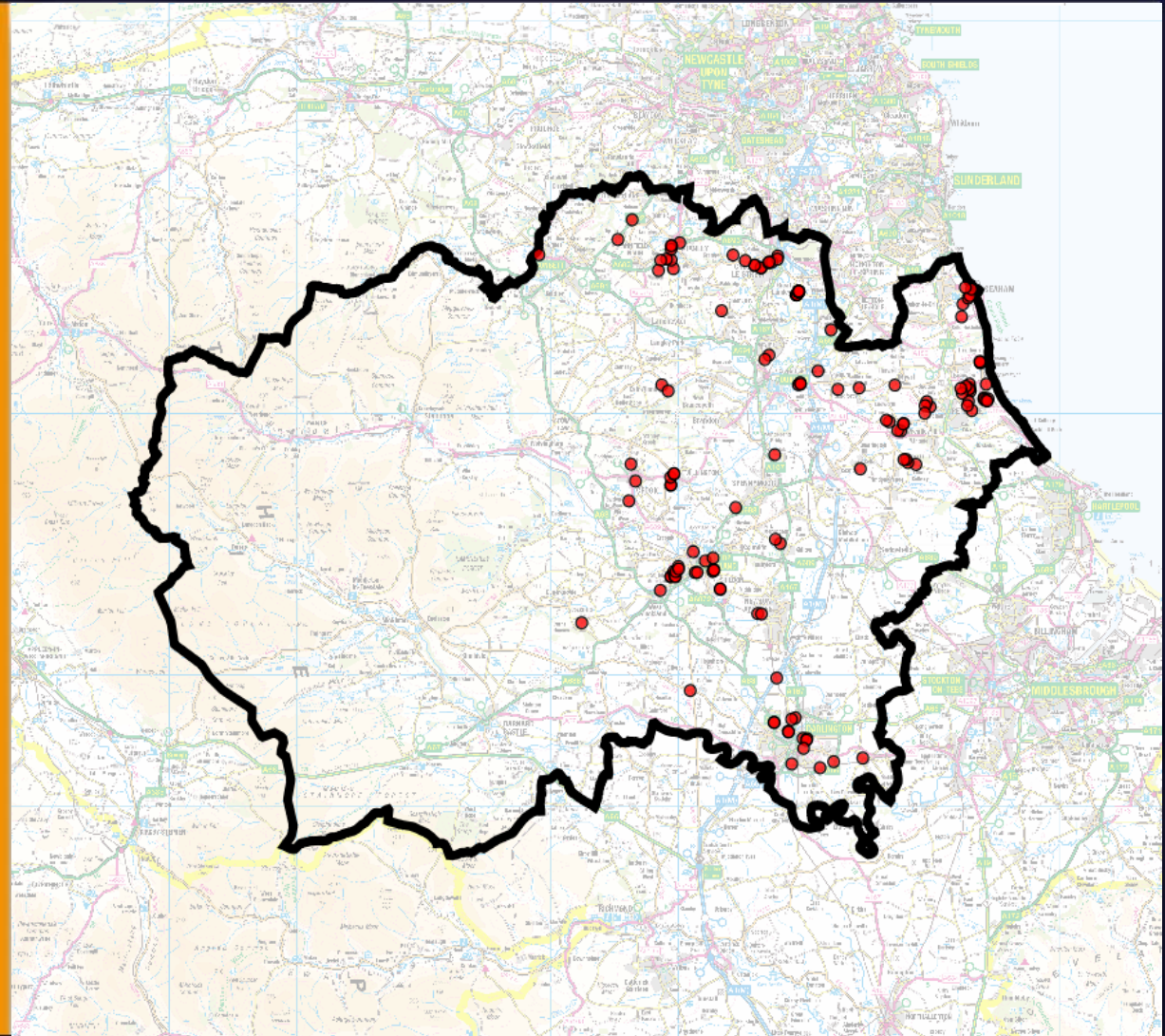


Location of deliberate and not known secondary fires

All of the incidents have occurred in the east side of the service area around Peterlee with a small cluster in Armstrong Road and also around the “numbered streets”

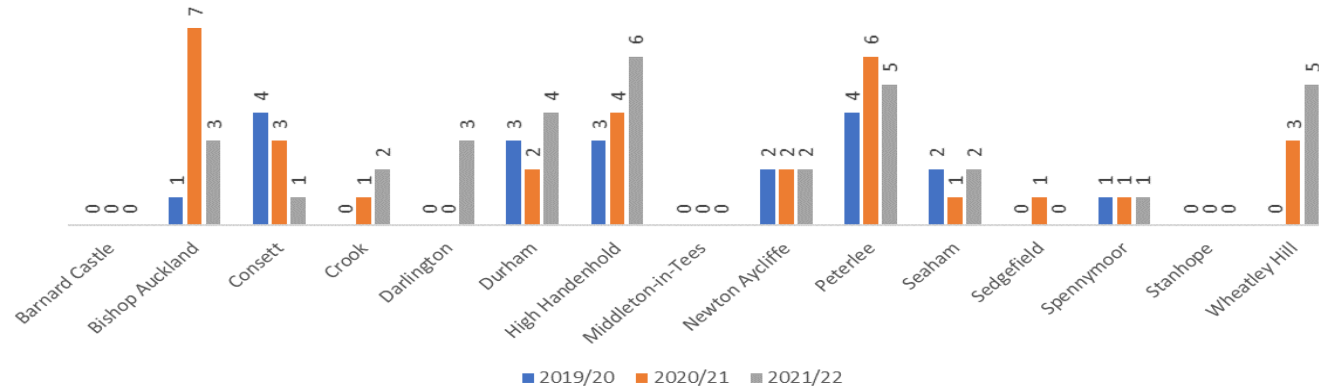
In Bishop Auckland there is a cluster around “Greenfields Industrial Estate”

Other areas are not close once zoomed into the map, however they are around the Stanley, Chester-Le-Street and Darlington areas



Bonfire - false alarms

Bonfire - false alarms - 25th Oct - 7th Nov

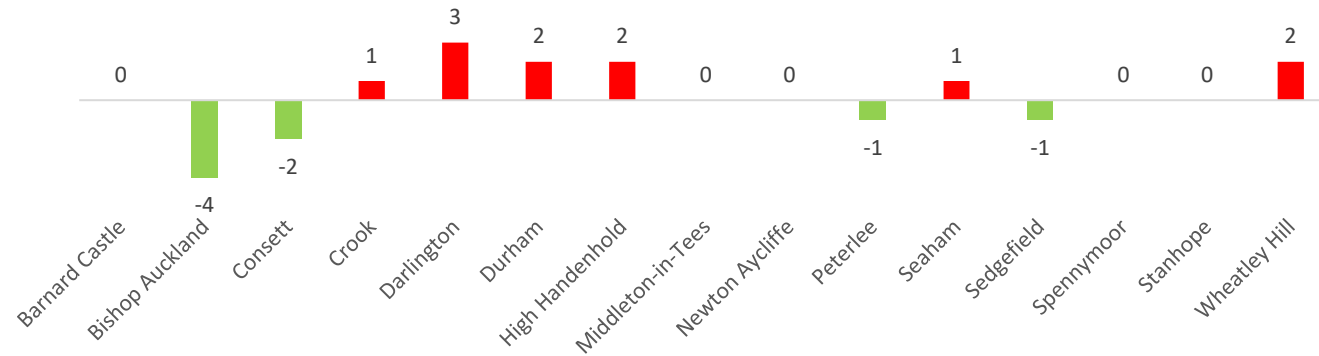


Bonfire period

The variance of station areas is evenly spread with 6 stations seeing an increase, 5 having no change and 4 seeing a reduction in bonfire – false alarms.

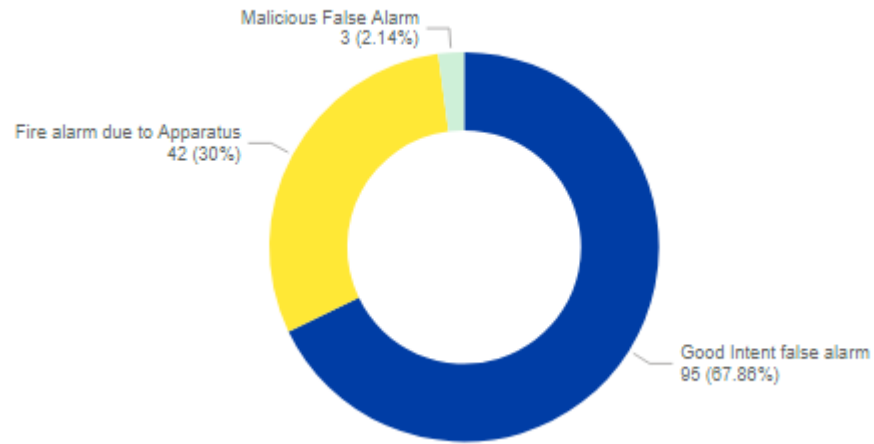
Bishop Auckland, Consett, Peterlee and Sedgefield all saw a reduction.

Bonfire - False alarms - 25th Oct - 7th Nov (absolute variance)

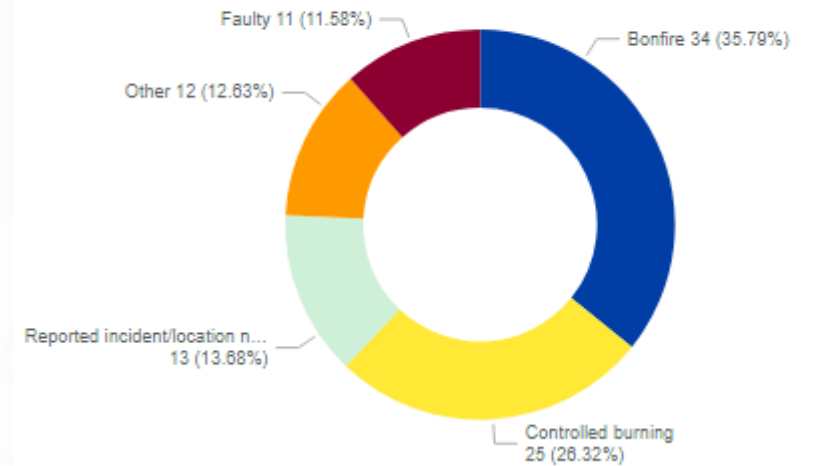


False alarms – Bonfire period

False alarm types (25th Oct - 7th Nov 2021)

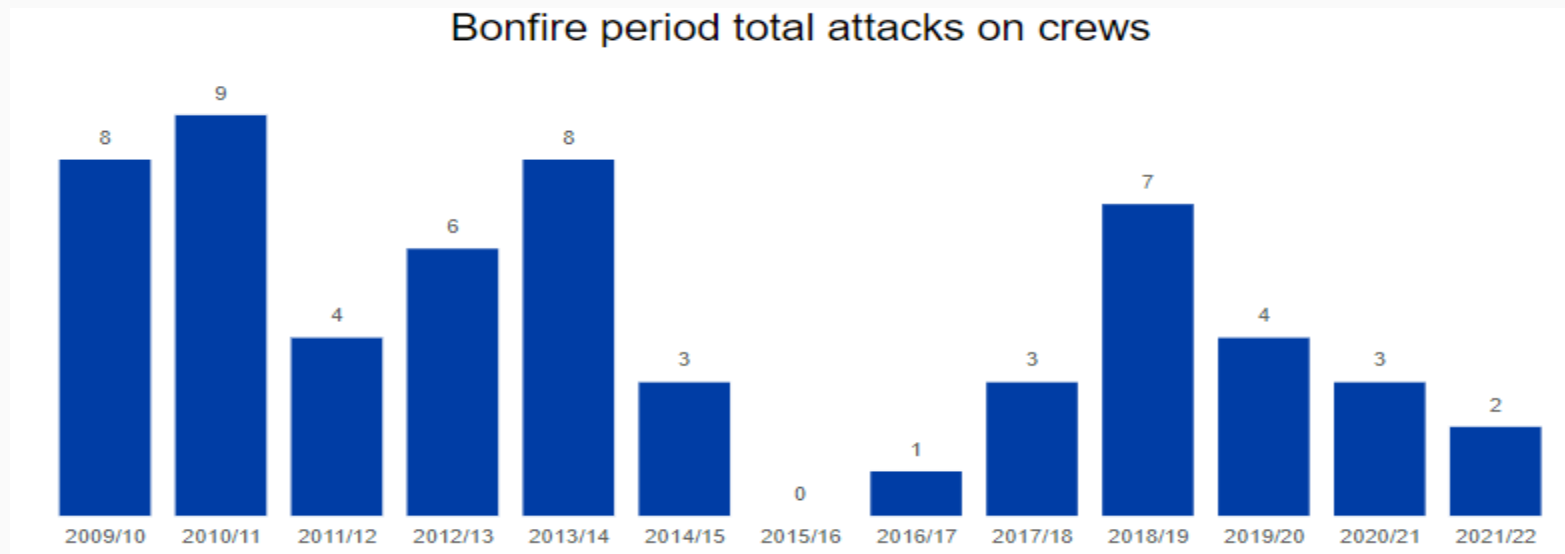


Top 5 false alarm reasons (25th Oct - 7th Nov 2021)



Attacks on crews

- There were two attacks on crews in 2021 during the bonfire period.
 - One took place in the Peterlee area (near Eden Lane) which was verbal abuse
 - One near Northrop Close (near Willington) which was again verbal abuse from a group of around 20 people.



Firework related incidents

- There were three fire incidents which involved Fireworks (all others were false alarms)
 - One in Esh Winning near Evenwood Road (wheelie bin caught fire due to a firework),
 - One near Westcott Drive (which was a private fireworks display which was disposed of incorrectly)
 - One near Mitchell street in South Moor (which was a portacabin set alight and people were setting off fireworks nearby)

Bonfire period total fireworks incident

