



## Human Resources Committee

22 February 2022

### Health and Safety Performance: Quarter Three 2021/22

---

#### REPORT OF AREA MANAGER ASSETS AND ASSURANCE

---

#### 1. Purpose of Report

- 1.1. The purpose of this report is to present a summary of the Service's health and safety performance to the end of the third quarter of the 2021/22 reporting period.

#### 2. Background

- 2.1. The Health and Safety Team are positioned within the Assets and Assurance section and are responsible for health and safety within County Durham and Darlington Fire and Rescue Service (CDDFRS). The Health and Safety Team's performance is measured through four performance indicators (PI) which are outlined below:

- PI69 number of accidents to personnel
- PI71 number of vehicle accidents classified as CDDFRS driver's fault
- PI73 number of local health and safety investigations incomplete after 28 days
- PI74 number of health and safety investigation actions overdue their specified completion date.

- 2.2 A summary of performance for indicators PI69 and PI71 for the previous five years is outlined below. PI73 and PI74 are monthly indicators introduced in 20/21 and are not designed to be comparable year by year.

	2016/17	2017/18	2018/19	2019/20	2020/21
PI 69 Number of Accidents to Personnel	10	11	23	17	12
PI 71 Number of Vehicle Accidents (CDDFRS Fault)	19	23	26	21	18

*Table. 1 Health and safety performance for the previous 5 years*

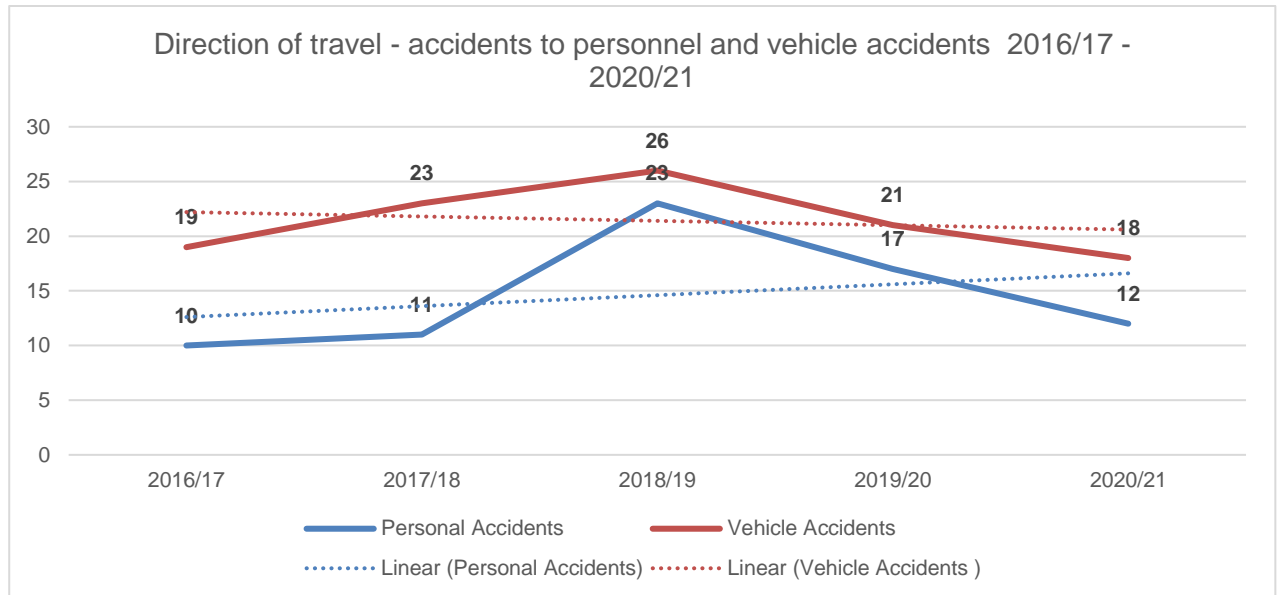


Figure. 1 direction of travel for accidents to personnel and vehicle accidents year end totals 2016/17 – 2020/21.

### 3. Current Performance

3.1. The current performance year to date (YTD) is as follows:

2021/22	Apr	May	Jun	Jul	Aug	Sep	Oct	Nov	Dec	Jan	Feb	Mar	Total
PI 69 Number of Accidents to Personnel	1	1	1	3	0	2	0	2	1	-	-	-	11
PI 71 Number of Vehicle Accidents (CDDFRS Driver's Fault)	2	1	1	2	1	1	0	3	0	-	-	-	11
PI 73 Number of local Health and Safety Investigations Incomplete after 28 days	1	0	0	0	0	0	0	0	4	-	-	-	5
PI 74 Number of Health and Safety Actions Overdue Their Specified Date	3	0	0	0	0	0	0	0	1	-	-	-	4

Table. 2. Year to date performance (\*note PI73 and PI74 are not cumulative indicators)

### 3.2. PI 69 Number of Accidents to Personnel

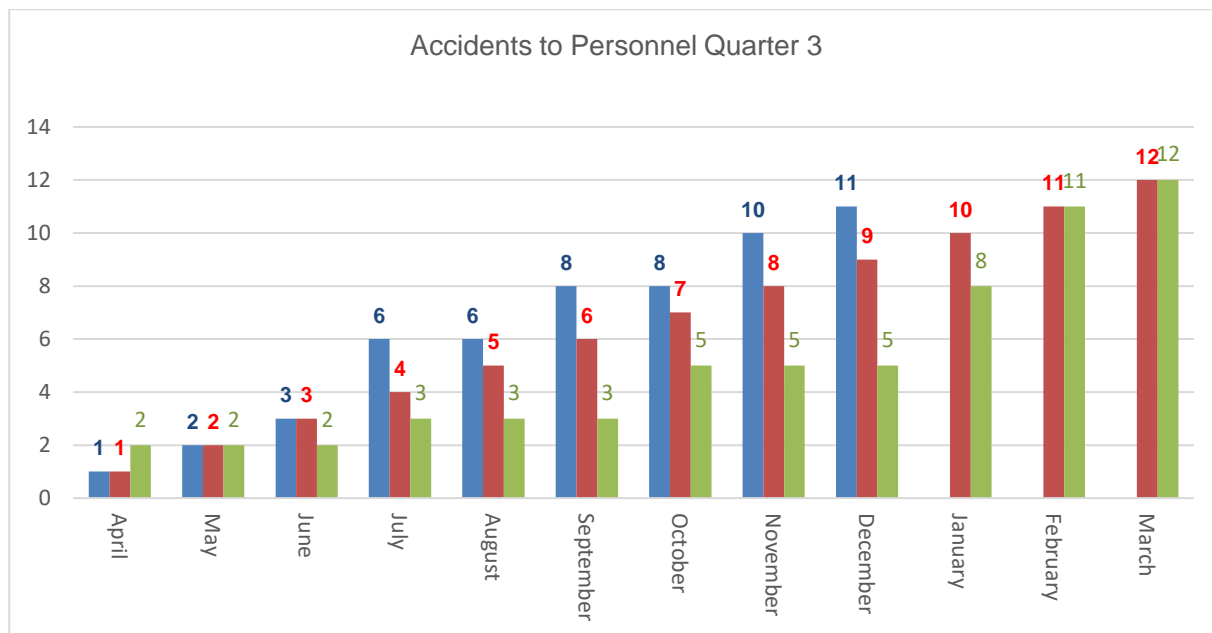


Figure. 2 Number of accidents to personnel (running total) for the current year (blue) and the target (red) previous year (green)

3.3. Three accidents to personnel have been reported during the quarter 3 reporting period. This has kept the Service above the set target for accidents to personnel and is above last year's performance. Two of these events were RIDDOR reportable events.

3.4. These incidents were recorded as:

- Injury to a firefighter whilst coming down main stairs at Peterlee Station they turned their ankle resulting in a small fracture to the foot which was RIDDOR reportable due to 32 days absence.
- Injury to a firefighter whilst wearing Breathing Apparatus (BA) at Darlington Station. Whilst descending the internal stairs in the fire house at Station 15 they stood on the hose reel resulting in a turned ankle resulting in 15 days absence and being RIDDOR reportable.
- Injury to a Crew Manager whilst taking part in a water course at Salmon Leap. During the rescue of a student the Crew Manager was holding on to the throw line and they fell causing bruises to their hand resulting in four days absence.

3.5. **PI 71 Number of Vehicle Accidents (CDDFRS Driver Fault)**

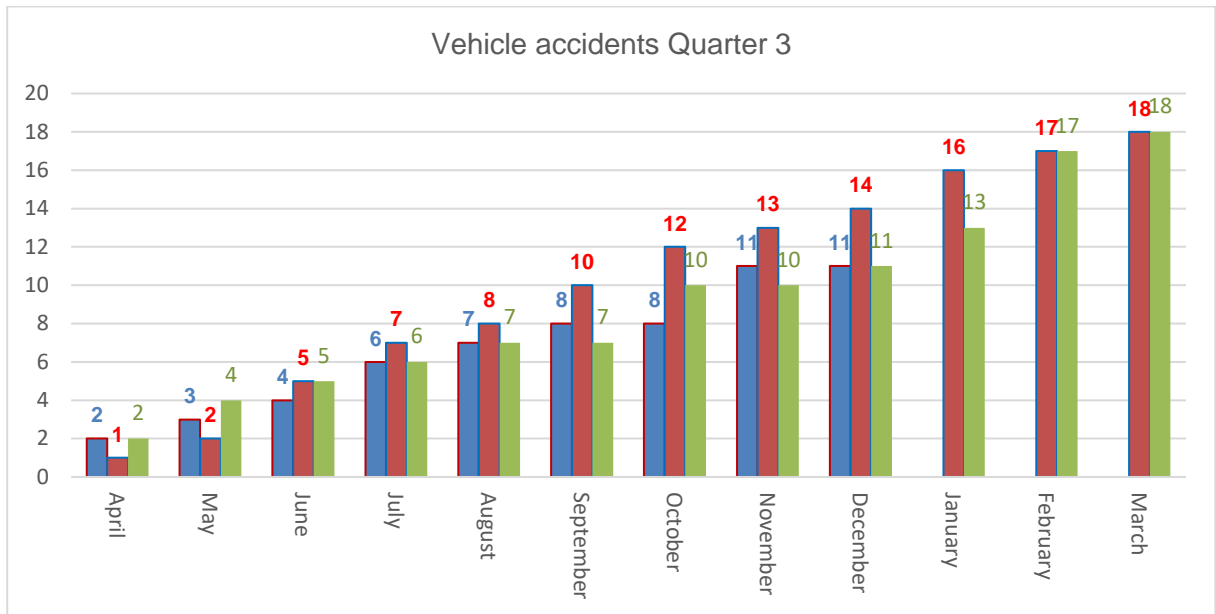


Figure. 3 Number of vehicle accidents (running total) for the current year (blue) and the target (red) Previous year (green).

3.6. Three minor vehicle accidents have been reported during the quarter 3 reporting period and we are below the target and equal to last year's performance.

3.7. These incidents were recorded as:

- An appliance conducting Community Safety work made contact with a private motor vehicle parked at the side of the road.
- An appliance reversing, had to close windows due to low hanging branches and the driver didn't hear the banks person shout stop. The appliance made contact with a lamppost damaging the light cluster lens.
- A Service maintenance van caught a gate post whilst carrying out a three-point turn, causing a scratch to the wing mirror.

3.8. The Health and Safety Team identified a trend in the amount of slow speed manoeuvre incidents last quarter, and it has been the same this quarter. The Team are working with the Driver Training Team to try and bring the occurrence of this type of incidents down. The Driver Training Team are highlighting the trend on all revalidation courses, including pointing out the movement of the vehicle body when manoeuvring.

### 3.9. PI 73 investigations Incomplete after 28 days

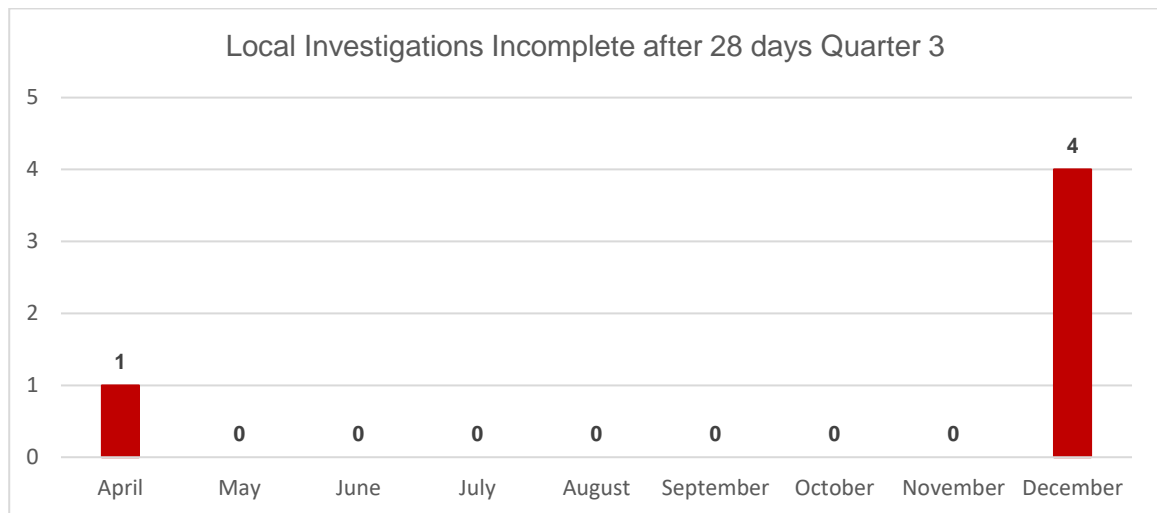


Figure. 4 number of investigations incomplete after 28 days.

3.10. A total of 37 investigations have been conducted in this quarter.

3.11. The Health and Safety Team have continued to work with all investigating officers to support their local investigations to be completed within the 28 days. There were four that ran over the time due to circumstances out of the investigating officer's control.

3.12. The reasons for each of them overrunning was:

- One due to the investigator's attendance on a course and absence due to sickness.
- Two due to waiting for Draeger reports into BA set free flow incidents.
- One due to an interview not being able to be conducted due to the injured party being absent from work.

**3.13. PI 74 Number of Health and Safety Actions overdue their specific date**

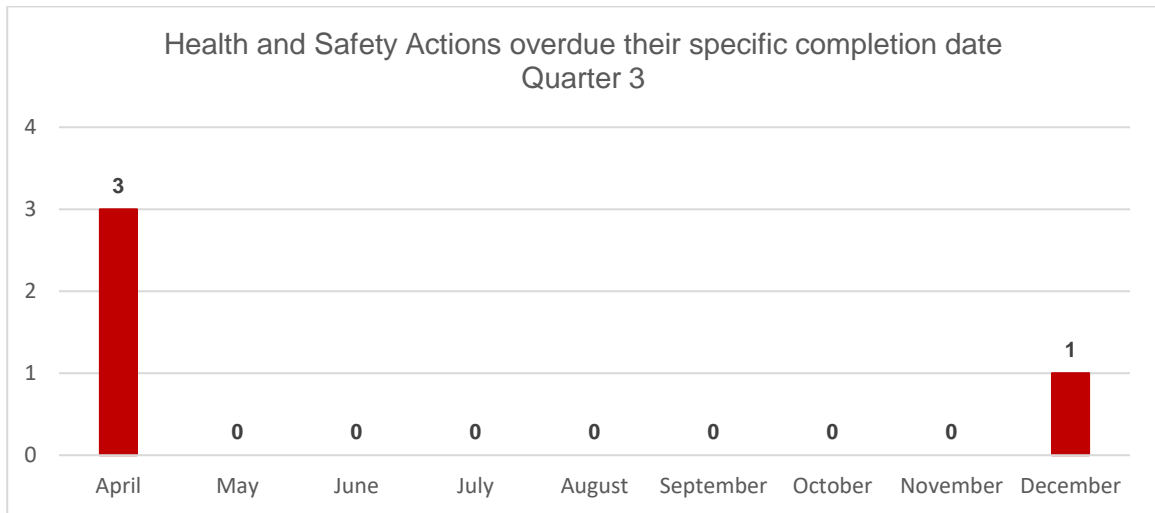


Figure. 5 Health and Safety actions overdue their specific completion date.

3.14. There is one action that has gone past the time frame this quarter. This was due to absence due to Covid at the Training Centre. The Health and Safety Team will continue to work with action owners to address actions from investigations in a timely manner.

**3.15. Near Misses**

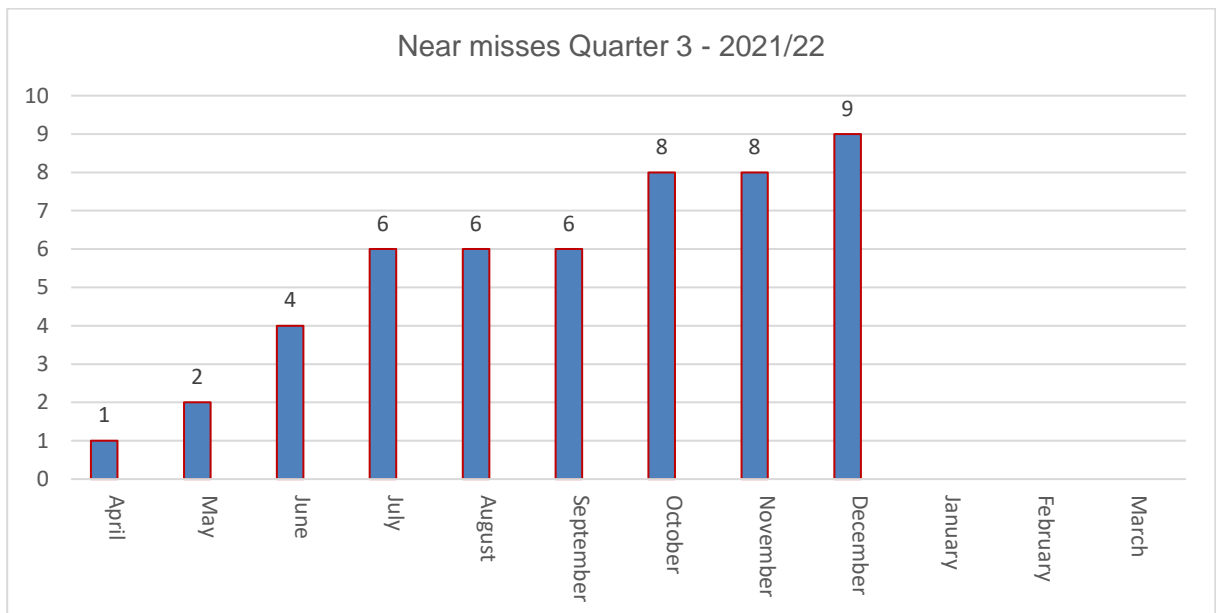


Figure. 6 Cumulative near misses

3.16. We had three near misses in quarter 3. The details are:

- The main pump of an appliance attending a building fire failed due to losing all oil from the system, this is still being investigated by Workshops and the appliance/ pump manufacturer.

- The pump of an appliance attending a building fire lost water pressure as the crew were about to enter the risk area. Other attending appliances were used for firefighting. The fault was found to be an electrical fault due to connectors coming loose. Workshops have repaired this and checked the fleet for any reoccurrence of the same issue, with no further issues identified.
- Whilst conducting water training at Salmon Leap, students were taking part in defensive swim drills when one of them was drawn back into the backwash. The instructors intervened removing the student from this. Welfare checks were made, and the student carried on with the training.

**3.17. Cause for Concerns**

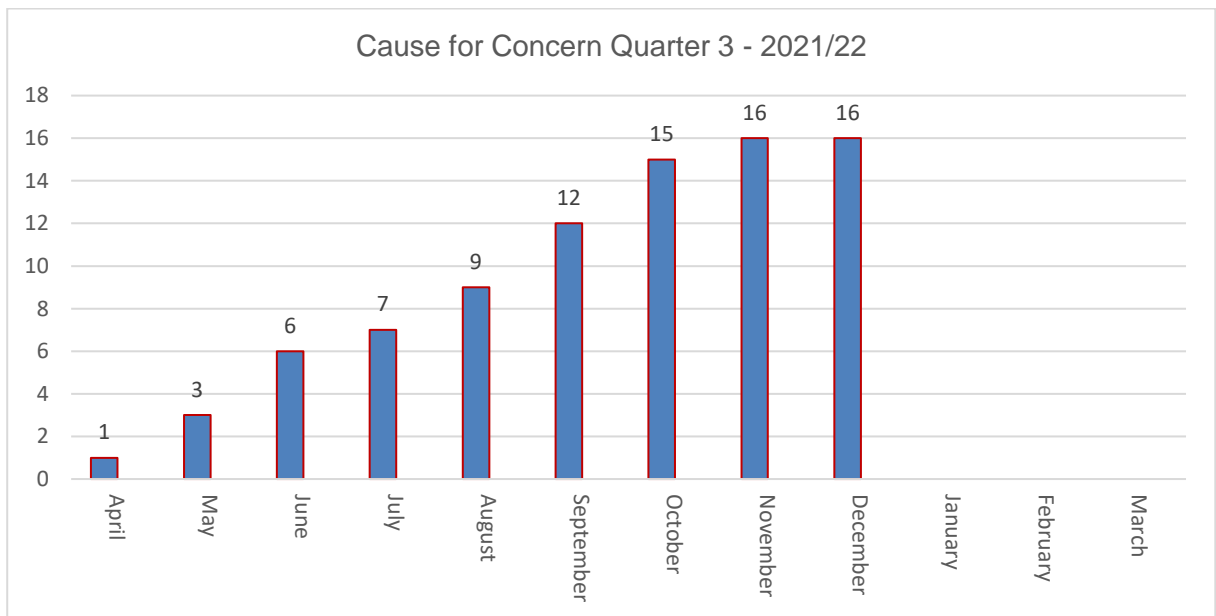


Figure. 7 Cumulative cause for concerns

**3.18 There have been four cause for concerns reported in quarter 3:**

- Maintenance of the search dog kennel and surrounding area unkempt, this was rectified by the Estates Team.
- Whilst building work was ongoing at Sedgefield, contractors were continually parking in areas not designated, blocking attending firefighters from gaining access, this was rectified by the Estates Team and Divisional Management.
- Darlington station being left on multiple occasions with only one appliance due to standby duties. Contact from GM Innis to person who raised the concern was made explaining the process of why and how the moves are decided.
- Cancelled water training for Station 12 due to staff being sent detached and the concern that crews would come out of competence. Contact from GM Innis explaining the reasons the moves had to happen and the steps taken to try and protect training days.

## **4. COVID-19 Update**

- 4.1. All Risk Assessments for all sites were updated to reflect the current ways of working based on the new Plan B Government guidance due to the threat of Omicron. The Service made the decision to bring in new measures which the Health and Safety Team dealt with:
- Only essential visitors to be on Service sites.
  - All staff to wear masks when moving around Headquarters and Training Centre buildings.
  - Work from home where possible.
  - Lateral Flow Tests to be taken by staff every day before attending work.
  - The wearing of masks when travelling more than two in a Service vehicle has been retained.

## **5. Contamination Working Group**

- 5.1 A fantastic milestone was reached on 29 November 2021 when the Contamination Process for decontamination of PPE and BA sets that have been used in a fire contaminant area, was rolled out to the entire Service.
- 5.2 Work with Draeger was conducted by the Health and Safety Team to quality assure the BA set washing facility and the process. Slight amendments have been made to the washing and drying process which should prevent future free flow events.
- 5.3 The NFCC Health and Safety Group had a single item meeting in December 2021 on Contaminants. This highlighted the progress of the work in CDDFRS with regard to Contaminants. The aim is to improve sharing of standards, policy and procedure across the sector to ensure a more joined-up approach to how the sector deals with contamination at fire incidents.

## **6. Summary**

- 6.1. It is pleasing to see that vehicle accidents have remained within our target for another quarter, although accidents to personnel continue to be above target. There is now a regular flow of near misses and cause for concerns which gives more confidence that staff are reporting these events.

## **7. Recommendations**

- 7.1. SLT members are requested to:
- Consider and comment on the content of this report;
  - Continue to support a positive health and safety culture in CDDFRS.