



Local Government Act 1972

A Meeting of the Combined Fire Authority for County Durham and Darlington will be held in the Morton Room, Fire and Rescue Headquarters on Thursday 19 December 2019 at 10.00 a.m. to consider the following business:-

PART A

1. Chief Fire Officer Commendations
2. Declarations of interest, if any

If Members are aware of a private or personal conflict of interest in relation to any items on the Agenda, this should be disclosed at this stage or when the conflict of interest arises during consideration of an item in accordance with the Code of Conduct for Members


3. Minutes of the meeting held on 6 November 2019 (Pages 3 - 6)
4. Current Correspondence - Report of Assistant Chief Fire Officer - Service Support (Pages 7 - 8)
5. Notes of the Performance Committee - Report of Chair (Pages 9 - 10)
6. Performance Report Quarter Two 2019/20 - Report of Area Manager Emergency Response (Pages 11 - 24)
7. Her Majesty's Inspectorate of Constabulary and Fire and Rescue Services Update - Report of Area Manager Training, Assets and Assurance (Pages 25 - 26)
8. Bonfire Period Update - Presentation of Area Manager Community Risk Management (Pages 27 - 52)
9. Such other business as, in the opinion of the Chairman of the meeting, is of sufficient urgency to warrant consideration
10. Any resolution relating to the exclusion of the public during the discussion of items containing exempt information

PART B

Items during which it is considered the meeting is not likely to be open to the public (consideration of exempt or confidential information).

11. Estates Update - Report of Head of Corporate Resources (Pages 53 - 56)
12. Retirement of Assistant Chief Fire Officer - Report of Chief Fire Officer (Pages 57 - 58)

PURSUANT to the provisions of the above named Act, **I HEREBY SUMMON YOU** to attend the said meeting



H LYNCH

Clerk to the Combined Fire Authority
for County Durham and Darlington

County Hall
Durham
DH1 5UL

TO: The Members of the Combined Fire Authority for County Durham and Darlington

Durham County Councillors:

Councillors B Avery, A Batey, D Bell, J Bell, R Bell, P Brookes, C Carr, D Freeman, D Hicks, A Laing, L Maddison, R Manchester, L Marshall, C Potts, G Richardson, J Robinson, E Scott, J Shuttleworth, D Stoker, F Tinsley and J Turnbull.

Darlington Borough Councillors:

Councillors H Crumbie, B Jones, G Lee and A J Scott.

At a **meeting** of the **Combined Fire Authority for County Durham and Darlington** held in Morton Room, Fire and Rescue Headquarters, Belmont Business Park, Durham, DH1 1TW, on **Wednesday 6 November 2019** at 10.00 am.

Present:

Durham County Councillors:

Councillors B Avery, A Batey, D Bell, J Bell, R Bell, P Brooks, C Carr, D Freeman, D Hicks, A Laing, R Manchester, L Marshall, C Potts, G Richardson, J Robinson, J Shuttleworth, D Stoker and J Turnbull.

Darlington Borough Councillors:

Councillors B Jones, G Lee and A Scott.

Apologies for absence were received from Councillors H Crumbie, E Scott and F Tinsley.

Independent Persons:

Apologies for absence were received from N Johnson and A Simpson.

The Chair passed on congratulations to the Young People Team and Karla Fish who had been shortlisted for the Excellence in Fire and Emergency Awards, also Michelle Pike who would be attending the Defence Employer Recognition Scheme Gold Awards Ceremony on behalf of the Service.

A1 Declarations of Interest

There were no declarations of interest.

A2 Minutes of the Meeting held on 23 September 2019

The minutes of the meeting held on 23 September 2019 were confirmed as a correct record and signed by the Chair (for copy see file of minutes).

A3 Current Correspondence

The Authority received an update from the Assistant Chief Fire Officer Service Support which reported that no correspondence had been received from government and other bodies relevant to the Authority in the reporting period (for copy see file of minutes).

A4 Notes of the Audit and Risk Committee

The Authority considered a report of the Chair of the Audit and Risk Committee which provided an update on the discussions at the meeting held on 25 October 2019 (for copy see file of minutes).

A5 Member Attendance at Conference

The Authority considered a report of the Chair which provided feedback on the recent combined Fire Authority Conference held on 10 October 2019 (for copy see file of minutes).

Resolved:

That the contents of the report were noted.

A6 National Emergency Services Memorial Ambassador

The Authority considered a report of the Chief Fire Officer (CFO) which sought permission for the CFO to become an ambassador for the National Emergency Services Memorial (NESM) (for copy see file of minutes).

Resolved:

The request from the CFO to become an ambassador for the NESM was considered and approved.

A7 Integrated Risk Management Plan Summary

The Authority considered a report of the Policy Support Officer which detailed the 2020-2023 Integrated Risk Management Plan (IRMP), the proposals contained within the plan and the public consultation on it (for copy see file of minutes).

It was noted that changes had been made to the consultation dates since the report was published. The consultation would be postponed until 13 December 2019 due to purdah for the general election.

Members discussed facilitating IRMP presentations for resident groups, parish council meetings and AAP's.

Members suggested consideration of risk around planning applications and the Fire Authority being able to feed into the process at an early stage. Cllr Lee stressed the importance of being involved at planning stages to avoid issues and possible future incidents. The Assistant Chief Fire Officer Service Delivery confirmed that the Service are a statutory consultee on planning, the Business Fire Safety Team review and make comments on planning applications but do not have powers to enforce action until the development is complete and in use. The Chief Fire Officer confirmed that the Service have a strong relationship with both Durham County Council and Darlington Borough Council planning teams and reassured members that the Service were able to respond to any part of the service area, no significant issues had been identified and if they were, appropriate action would be taken.

Resolved:

That the contents of the report were noted and the questions to form part of the consultation document were approved.

A8 Local Government Finance Settlement 2020/21 – Technical Consultation

The Authority considered a report of the Treasurer which informed members of the Authority's response to the technical consultation on the Local Government Finance Settlement 2020/21 (for copy see file of minutes).

Members discussed the comments around flexibility with council tax and potential budget risks moving forward.

Councillor Batey proposed that the Finance Committee meeting scheduled for 28 November 2019 be postponed until more information was available.

Resolved:

That the Authority's response to the consultation was noted.

A9 Any Other Business

The Chair noted that the Community Interest Company and Vital Fire Solutions Board Meeting would take place directly after the meeting and members were invited to attend.

A 10 Exclusion of the public

That under Section 100A(4) of the Local Government Act 1972, the public be excluded from the meeting for the following items of business on the grounds that they involve the likely disclosure of exempt information as defined in paragraphs 3 and 4 of Part 1 of Schedule 12A to the said Act.

B 11

The Authority considered a report of the Chief Fire Officer which summarised the areas explored and debated at the CFA strategic planning day on Friday 11 October 2019 (for copy see file of minutes).

Resolved:

That the contents of the report were noted.

B12 Any Other Business

The Chief Fire Officer provided a verbal update regarding the bonfire period. A full report would be prepared for the meeting on 19 December.

CLOSE OF MEETING

This page is intentionally left blank



Current Correspondence: November 2019 – December 2019

Release date	Subject	Summary	Action		
			CFA Report	CFA Response	Info
13/11/2019	EMP/7/19 - Employer & Advisory Forum Representation 19/20	Notification of advisors appointed to the National Employers' Advisory Forum and representatives appointed to serve on the Employers' side of the NJC and Middle Managers Negotiating Body for 2019/20.			√
14/11/2019	Circular NJC/5/19	Notification that the Early May Bank Holiday for 2020 has been moved to Friday 8 May and the provisions contained within the Grey Book shall apply for Friday 8 May instead of Monday 4 May 2020.			√
14/11/2019	Circular NJC/6/19	2018/19 Annual report of the Independent Chair of both the NJC and Middle Manager Negotiating Body.			√
19/11/2019	Inclusive Fire Service Group – Focus Groups 2020	Notification of a further series of focus groups in January 2020.			√
06/12/2019	Letter from HMI Billingham	Fire and Rescue Service inspections update.			√

This page is intentionally left blank



COMBINED FIRE AUTHORITY

19 DECEMBER 2019

NOTES OF THE PERFORMANCE COMMITTEE HELD ON 25 NOVEMBER 2019

REPORT OF THE CHAIR OF THE PERFORMANCE COMMITTEE

Members Present: Cllr C Carr (Chair)
Cllrs B Avery, J Bell, R Manchester, D Stoker and G Lee

Apologies: None

Purpose of the report

1. The purpose of this report is to provide members with an update of the discussions of the Performance Committee held on the 25 November 2019.

Presentation – Driving Standards Panel Process

2. A presentation on the Driving Standards Panel Process was given by A Matthias, Watch Manager. The Committee discussed the process undertaken when accidents occur.

The Committee **noted** the presentation.

Unwanted Fire Signal Trial

3. S Nattrass gave a verbal update on the unwanted fire signal trial detailing the following for the period 1 April – 30 September 2019:
 - 293 first warning letters had been issued
 - Second letters have been sent to 243 premises
 - Nine premises have appealed, 8 have been upheld and the other is still under investigation
 - Total recovery charges £5529.00

The Committee **noted** the update.

Performance Report Quarter Two 2019/20

4. The organisational performance indicators for quarter two were presented to the committee. The key areas of performance where performance was strong or where additional work is required to secure improvement were discussed with the members.

The Committee **noted** the report.

Sickness Report Quarter Two 2019/20

5. Members were given an update on sickness absence for quarter two 2019/20.

The Committee **noted** and **commented** on the position regarding sickness absence performance.

Letters of Appreciation

6. There had been a total of 25 letters received. The Committee considered the various letters of appreciation that had been submitted to the Service.

The Committee **noted** the report.

Part B

Complaints


7. The Committee were informed that there had been two formal complaints received by the service in the reporting period. No complaints had been forwarded to the Local Government Ombudsman.

The Committee **noted** the report.

Safest People, Safest Places

COMBINED FIRE AUTHORITY

County Durham and Darlington
Fire and Rescue Authority



19 DECEMBER 2010

PERFORMANCE REPORT – QUARTER TWO 2019/20

REPORT OF AREA MANAGER, EMERGENCY RESPONSE

Purpose of report

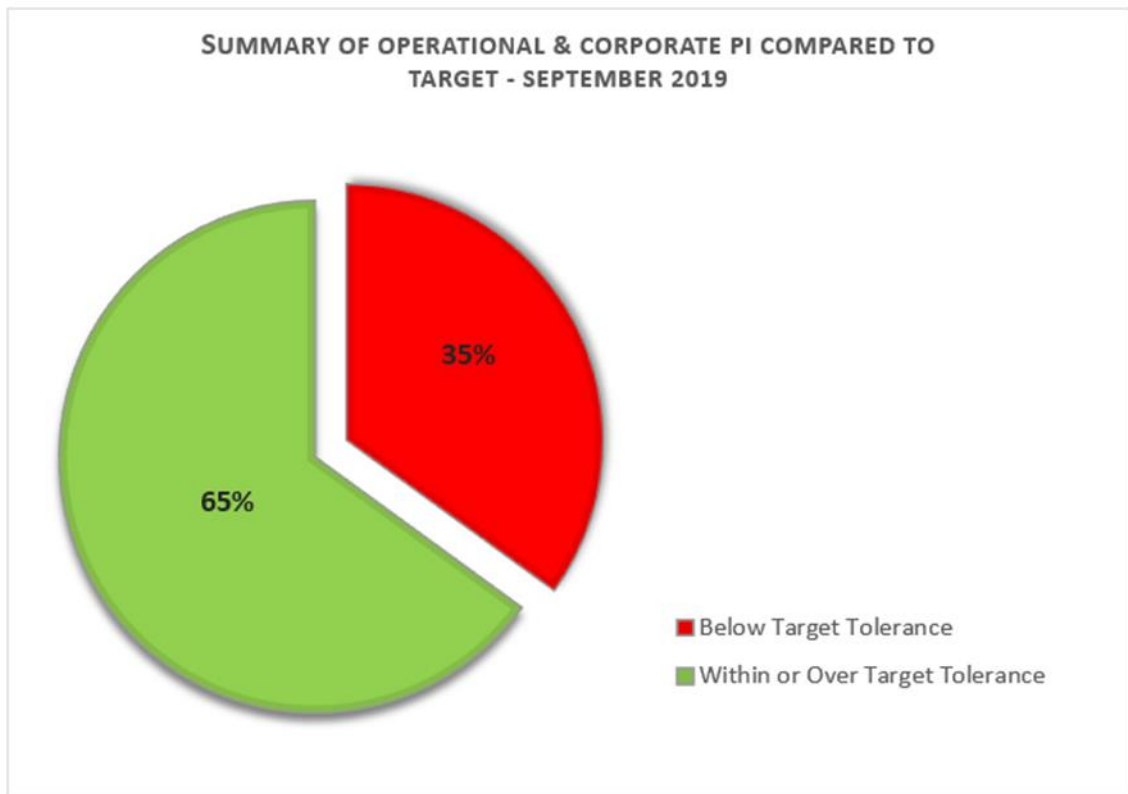
1. This report presents a summary of organisational performance at the end of the second quarter of the 2019/20 financial year.

Background

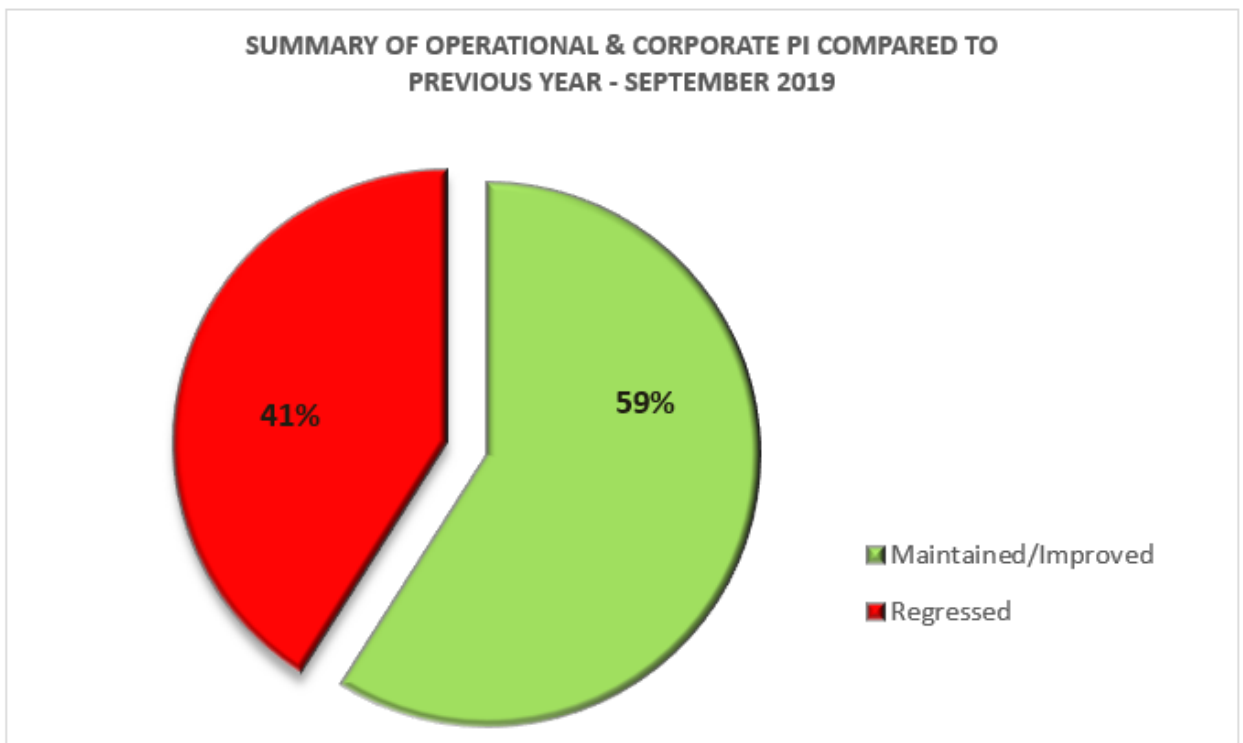
2. Both operational and corporate performance is monitored and managed internally via the monthly Performance and Programme Board (PPB) and Service Leadership Team (SLT) forums. Members of the Combined Fire Authority (CFA) consider performance on a quarterly basis at meetings of the Performance Committee and the full CFA.
3. A comprehensive suite of Performance Indicators (PIs) are employed to measure both operational and corporate performance. Targets are set on an annual basis against SMART criteria and take account of longer-term trends and the potential for spikes in performance.
4. This robust approach to performance management enables action to be taken at an early stage if performance is not meeting expectations and provides assurance that resources are being directed towards the areas of greatest risk.
5. In addition to setting a target level for relevant PIs, the Service also employs a system of tolerance limit triggers that allow under or over performance to be highlighted to the PPB when the PI goes beyond set tolerances, which vary depending on the indicator. Each PI has a total of four tolerance limit triggers; two each for both under and over performance.
6. Performance is presented from two perspectives: by comparison against the annual target levels, and by comparison with performance at the same point last year.

Overview of performance across all indicator categories

7. The tables overleaf provide an overview of how key performance indicators were performing at the end of quarter two 2019/20, across both operational and corporate areas of the Service.
8. The first pie chart over the page shows that 65% of the strategic PIs met or exceeded their target level.



9. The next chart below shows that 59% of the strategic PIs either maintained or improved when compared to performance last year.



Performance reporting by exception

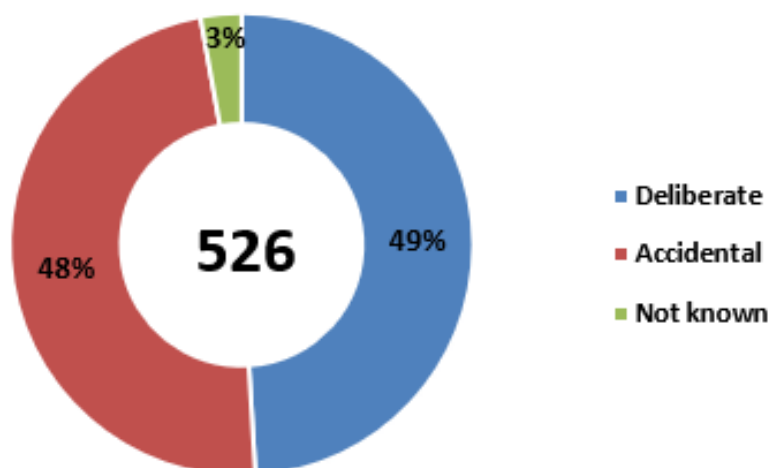
10. The following sections of the report present details of specific operational and corporate indicators where performance was notably strong or where additional work is required to secure improvement. An explanatory narrative is provided for each PI group along with information about how performance compares to the annual target and the previous year.

Prevention

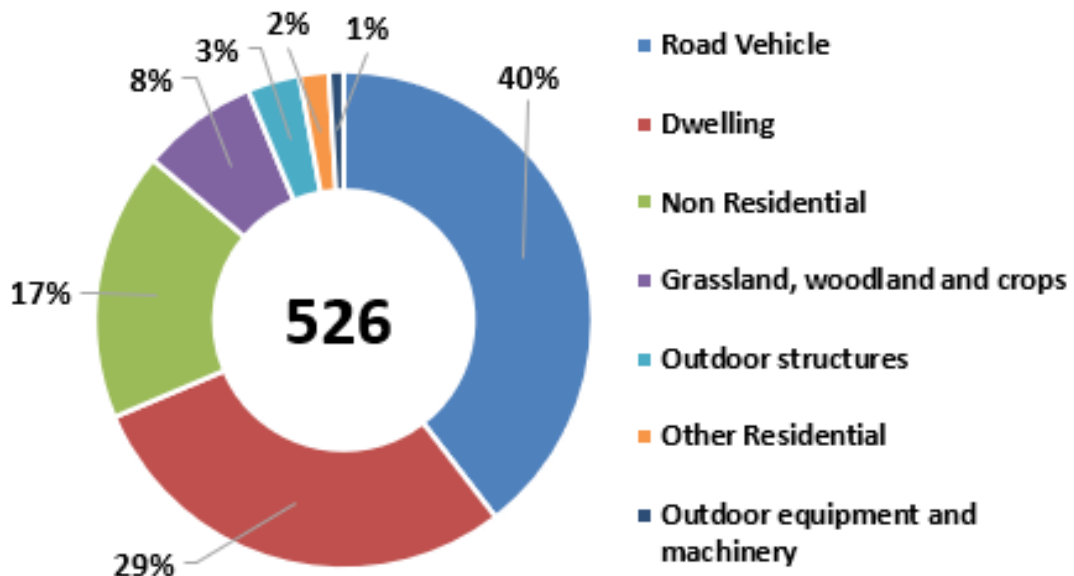
Performance Indicator	Objective	Q2 2019/20 Actual	Q2 Target	Actual vs Target	2018/19 Q2 Actual	Actual vs Previous Year
PI 02 Primary Fires	Down	526	497	-5.8%	538	2.2%
PI 03 Accidental Dwelling Fires	Down	125	125	0%	118	-5.9%
PI 04 Injuries Arising from Accidental Fires in Dwellings	Down	11	10	-10%	3	-266.7%
PI 05 Total Secondary Fires	Down	1448	1610	10.1%	1717	15.7%
PI 07 Number of Safe and Wellbeing Visits	Up	10367	9125	13.6%	10590	-2.1%
PI 42 Percentage of Safe and Wellbeing Visits to High Risk People/Properties	Up	82%	80%	2.5%	82.7%	-0.8%

PI 02 - Total in Q2 – 275, which is on a par with the same period last year. Easington district had 26 car fires, compared to rest of service area having 17. The arson reduction team are working closely with the police and local authority to mitigate the number of car fires in this area.

Primary Fires By Motive



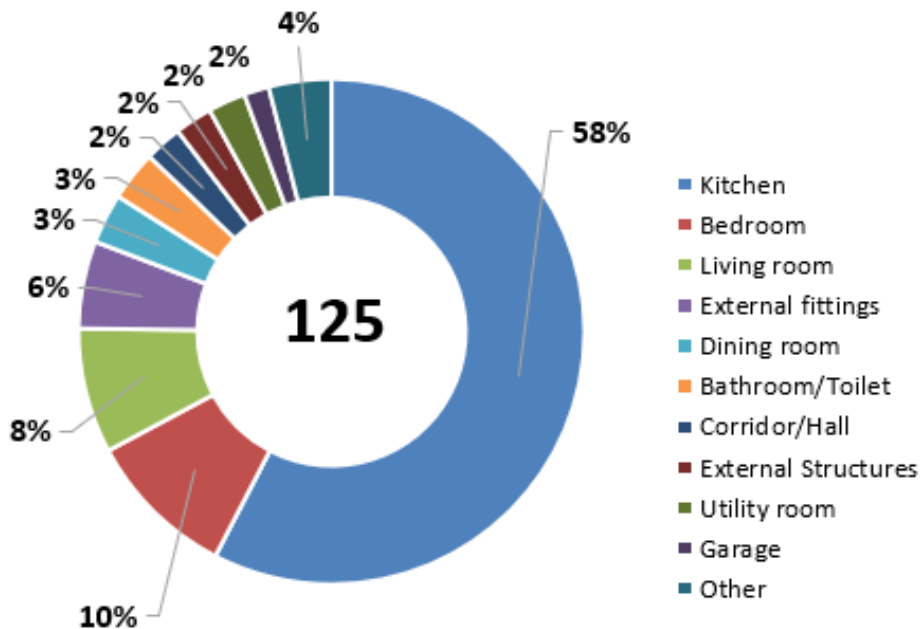
Primary Fires By Property Category

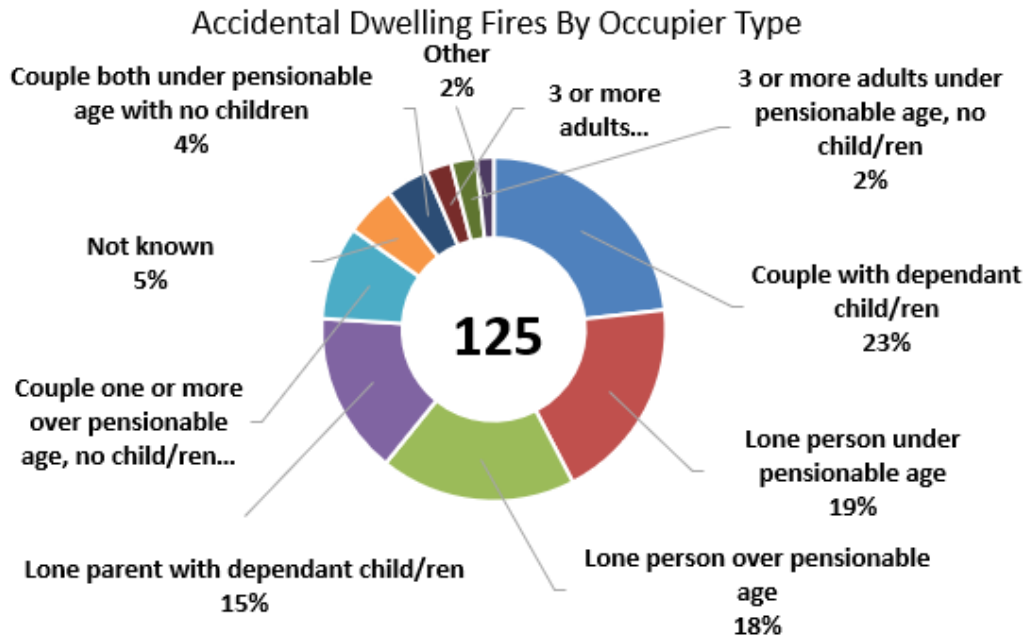


PI 03 – There has been a slight increase on the same period last year but the service remains on target. 78% of these dwellings had smoke alarms at the time of the fire. Lone persons and cooking related incidents remain key common factors. Operational crews have been reminded to focus on kitchen safety as part of the SAW visit.

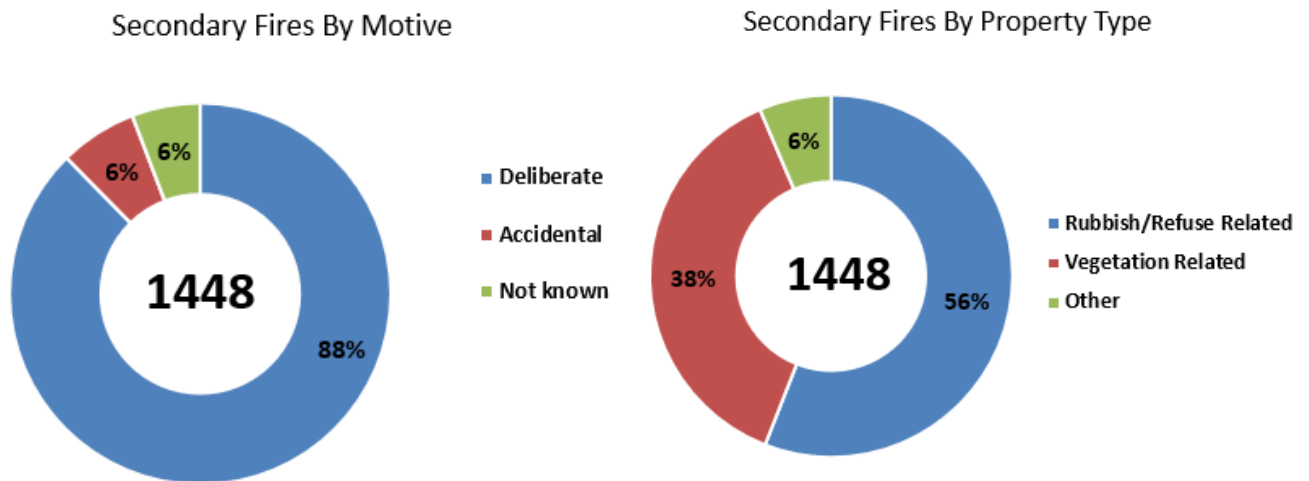
PI 04 – Over Q2 we have seen a total of five injuries from ADF reported across the service area. There has been a link to lack of mobility and the casualty being bedridden this quarter. Community safety teams are emphasising vulnerability/ immobility as an area of focus with operational teams. Year to date we have seen a total of eleven injuries recorded in comparison to three YTD in 18/19. Although performance is reduced compared to the same period last year it has to be noted that the previous year’s performance was exceptionally good compared to a longer-term trend line.

Accidental Dwelling Fires By Room of Origin





PI 05 – There has been a significant reduction in the number of secondary fires reported this quarter. Approximately half of these fires has involved loose refuse or garden rubbish. There has been pro-active work conducted in Peterlee and Darlington areas including environmental audits, higher visibility of fire crews and wardens, and school visits targeted in areas with previously high numbers of fire. Campaigns include the Darlington back lanes project and the Fire stoppers initiative.



PI 07 – We continue to concentrate with increasing the quality of our SAW delivery with the specialist community safety team continuing to offer advice and quality assurance to operational crews. A new electronic recording system is currently being tested and it is hoped that this will be rolled out fully in the early new year. This will be more efficient and mitigates GDPR issues as well as giving crews better resources to more accurately record visit details and give home safety education.

PI 42 – Over Q2 we have seen a stable position of 82% across the service area for SAW delivery to high risk person or properties. The SAW risk-based inspection programme is being monitored on a weekly basis by community safety with proactive support provided to districts to enable them to plan these re-inspections into their workloads prior to year-end.

Protection

Performance Indicator	Objective	Q2 2019/20 Actual	Q2 Target	Actual vs Target	2018/19 Q2 Actual	Actual vs Previous Year
PI 10b Primary Fires in Non-Domestic Premises (enforced under the FSO by CDDFRS)	Down	44	36	-22.2%	N/A	
PI 13 Percentage of Building Regulations completed within required time period (15 working days)	Up	97.1%	100%	-2.9%	N/A	
PI 14 False Alarms Caused by Automatic Fire Detection Apparatus	Down	357	409	12.7%	414	13.8%
PI 17 Number of Fire Safety Audits	Up	1061	1125	-5.7%	1128	-5.9%

PI 10b – Several small fires were reported throughout the last quarter, examples include: an occupant of a secure unit lighting towels, flame torch stripping paint setting a small fire to the inside of a window frame and a small fire in a club involving cardboard and paper resulted in a referral to a Community Risk Officer due to a vulnerable person in the premises. [see also appendix 1 for the Variance in Primary fires in non-domestic premises]

PI 13 – Over Q2 we have seen 98% of building regulation applications completed within the 15 working day target. This is an increased level when compared to Q1 which saw 94% completed within target time.

PI 14 - The number of chargeable UwFS YTD to September 30th – 209. Number of cost recovery letters sent – 16. Five appeals have been lodged with four being successful with the charges cancelled with one upheld. Those appeals upheld include circumstances where there had been more than one activation in a time period where an engineer could not have fixed the problem and consideration for the decision by premises to fit a brand-new alarm system to prevent future UwFS. An appeal was overruled due to risk present at the premises and the number of fire appliances mobilised as a predetermined attendance.

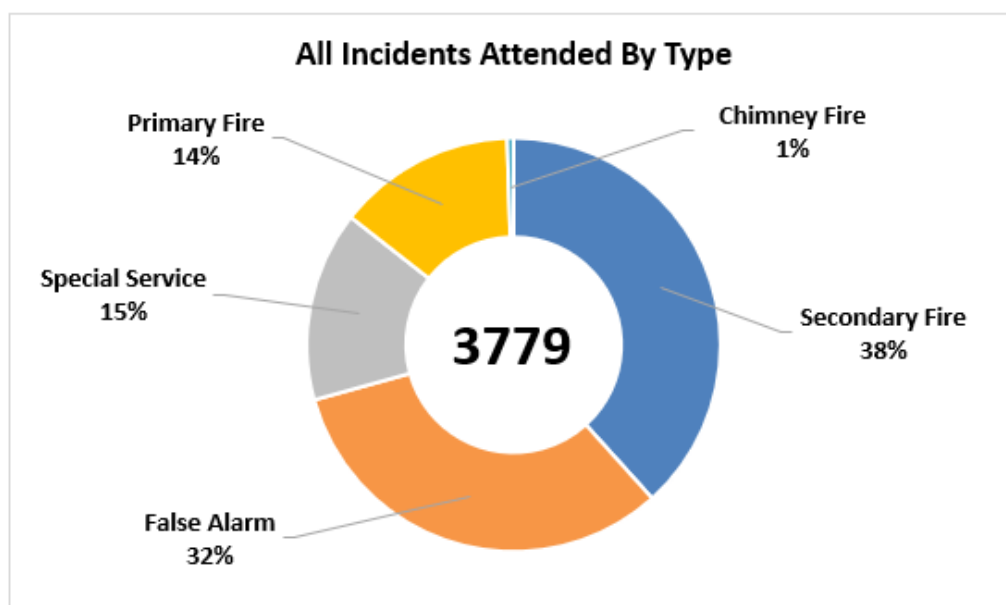
[see appendix 2 for the Variance in False Alarms caused by automatic fire detection equipment]

PI 17 – The targets for FSVOP are mostly on target. Audits by operation teams are on track but the central BFS team audit has slipped slightly from the predicted target level. The Central team will now be working to close this gap and it is anticipated that their performance will return to predicted levels moving forward.

Response

Performance Indicator	Objective	Q2 2019/20 Actual	Q2 Target	Actual vs Target	2018/19 Q2 Actual	Actual vs Previous Year
Total Emergency Calls Received (including EMR)		8096			8816	8.2%
Total Incidents (excluding EMR)		3779			4209	10.2%
Total Fires		1993			2269	12.2%
Total False Alarms		1224			1290	5.1%
Total Special Services (excluding EMR)		544			650	16.3%
Total Road Traffic Collisions		142			171	17%
Total Emergency Medical Response (EMR)		18			9	-100%
PI 06 – Number of Response Standards Met	Up	4	6	-33%	4	0%
PI 12 – % Retained Availability on Stations	Up	70.7%	90%	-21.4%	71.9%	-1.7%
PI 08a Dwelling Fires Attended within 8 Minutes	Up	72%	70%	2.9%	67.3%	7%
PI 11a Fire Control Calls Received and Mobilised within 90 Seconds	Up	87.1%	90%	-3.3%	87.7	-0.7%
PI 16a Availability of on call appliances - 1st pump	Up	75.8%	90%	-15.8%	N/A	
PI 16b Availability of on call appliances - 2nd pump	Up	37.9%	90%	-57.9%	N/A	
PI 70 Number of Hydrant Inspections	Up	3325	3746	-11.2%	3614	-8%

Total incidents (excluding EMR)



PI 06 – We currently have 4 response standards achieving the target, those not hitting the target level are both non-domestic property fire attendance times PI08c and PI08d.

PI 12 – In Sept 2019 across the service we have seen a slight increase in overall availability. We continue to experience significant challenges with RDS availability across the service. The Emergency Response Team are addressing On Call availability as a priority and formulating a working party to identify and implement measures to improve the situation working with cross-section representatives. Work is underway to appoint an RDS support officer. This role will include engagement with business and primary employers amongst other support needs face by our RDS staff.

PI 11a - This month the percentage of calls mobilised has improved to 87.7%. Of the 642 incidents handled by Control, 563 were handled within 90 seconds with only 79 out of this time frame. The average call handling time for all calls is 57.5 seconds which has slightly improved over the period. Control continue to monitor call handling times investigate in greater detail where standards have not been met.

PI 16a - Availability has increased in Sept from 74.2% in Aug 2019 to 76.1% in Sept 2019 giving a cumulative availability of 75.8% YTD end Sept. See PI 12 for actions.

PI 16b - Availability has increased in Sept from 29.7% in Aug 2019 to 46.0% in Sept 2019 giving a cumulative availability of 37.9% YTD end Sept. See PI 12 for actions.

PI 70 – There have been some minor unrelated faults on a small number of tablets which have been repaired over this period. Longer term, an alternative solution to the existing software and workflow is being devised to mitigate future issues.

Workforce

Performance Indicator	Objective	Q2 2019/20 Actual	Q2 Target	Actual vs Target	2018/19 Q2 Actual	Actual vs Previous Year
PI 40 - All Staff Sickness	Down	3.47	3	-15.7%	4.63	25.1%
PI 41 All Staff Sickness Wholetime and Control Personnel	Down	3.73	3	-24.3%	3.36	-11%
PI 38 All Staff Sickness Excluding Retained Personnel	Down	3.33	3	-11%	3.07	-8.5%
PI 69 Number of Accidents to Personnel	Down	8	6	-33.3%	10	20%
PI71 Number of Vehicle Accidents	Down	14	10	-40%	16	12.5%
PI 81 Percentage of Operational Staff Maintaining Competence	Up	94%	100%	-6%	100%	-6%
PI 80 Number of workplace assessments being undertaken by the training team	Up	38	6	+533%		
PI 82 Percentage of risk critical personal development plans actioned within 6 weeks	Up	100%	100%	0%		
PI 86 Number of training courses cancelled (Core Risk Critical)	Down	21	12	-75%		
PI 87 Number of Student Places Not Taken Up Due to Programmed Courses (core risk critical) Running Under Optimum Capacity	Down	162	72	-125%	117	38.5%

PI 40 – There has been a significant increase in absence within the RDS category of staff throughout Q2 when compared to Q1 of this year. This increase is predominately due to various MSK issues - back and lower limb along with neurological.

PI 38 - There has been an increase in absence within the corporate category of staff throughout Q2 when compared to Q1. Primarily due to 2 members of staff who have been long term absent, one of whom has now returned to full duties. It is expected the other will remain absent throughout Q3. There has also been an increase in short term absence throughout Q2 due to a variety of issues, gastro; neurological; cold; reproductive etc. All personnel who have been short term absent have now returned to duty.

PI 41 – Within this category as a whole, there has been an increase in absence. Breaking this down into the 3 sections that make up this category we can see the following; Q2 Wholetime rider absence has reduced when compared to Q1 of this year. The reduction has been in both long and short term absence. Some personnel have returned to modified duties with a view to returning to full operational duty in the early part of Q3 whilst others have now returned to full operational duties. Flu vaccines have been offered out across the service which are planned for mid-November, potentially minimalising seasonal absence due to cold/flu etc. Q2 has also seen absence reduced within the FDO and DD categories of staff. The control category of staff has seen a reduction in absence in Q2 when compared to Q1 of this year. However, September has seen a slight increase in absence with 9 shifts lost to 2 people, both short term who have now returned to full duties.

PI 69 – There were 4 personal accidents in Q2. This takes us to a YTD total of 8 personal accidents of which only 1 has resulted in an absence from work. This is slightly over the target of 6 personal accidents, however this is a reduction compared to 10 personal accidents in the same period during 2018/19, of which 3 resulted in absences.

PI 71 – There were only 3 vehicle accidents in Q2 with all of these reported during the month of September. There were no vehicle accidents in July or August. This takes us to a YTD total of 14 against a target of 10, however this is a reduction compared to 16 vehicle accidents in the same period during 2018/19. Of the 14 incidents, 10 occurred in the first 2 months of the reporting year. The Health and Safety Team, Training section and District Management Team have delivered proactive training and there have only been 4 incidents over the last 4 months which is the lowest figure recorded since 2011.

PI 81 – For this reporting quarter, 240 of 255 wholetime staff are maintaining competence and 114 of 120 RDS staff are maintaining competence. The total number of operational staff maintaining competence is 94%.

PI 80 – For this reporting period, 38 workplace assessments have been undertaken by the training team. The increased figure compared to the target is due to the implementation of new assessments including the dip sampling of operational crews and flexible duty officers, workplace assessments of training Instructors and workplace assessments by the driver training team. Workplace assessments are critical in ensuring the quality of our operational staff across the service whilst responding to operational Incidents remains high and people remain effective and safe.

PI 82 – YTD all risk critical development plans were actioned within six weeks. In Q2 there were a total of four personal development plans submitted and actioned.

PI 86 – There were 8 training courses cancelled in Q2 making a YTD total of 21 compared to a target of 12. In Q2, five of these were driver courses which will be re-planned. Reasons for cancellation included student sickness, vehicle maintenance, staffing levels, insufficient student nominations and prioritisation of courses when more than one was being delivered on the same date.

Finance & Governance

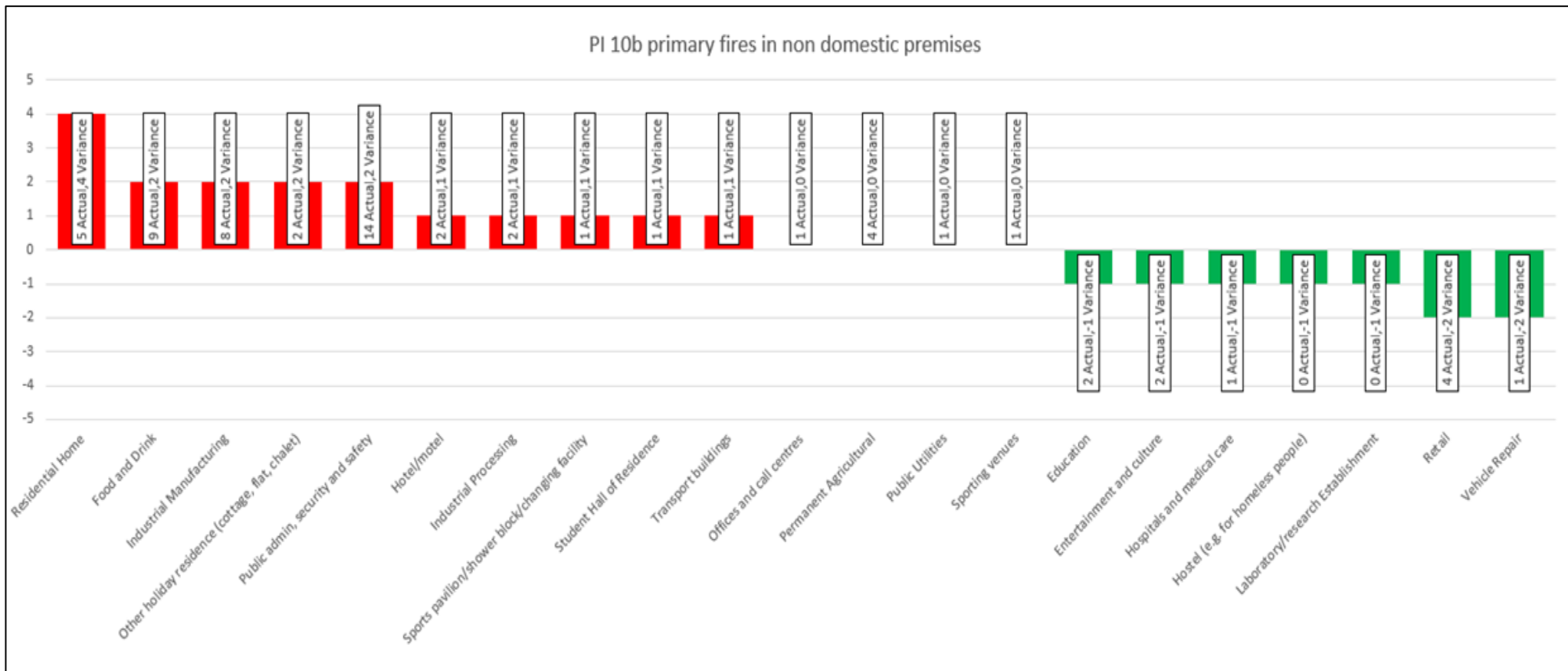
Performance Indicator	Objective	Q2 2019/20 Actual	Q2 Target	Actual vs Target	2018/19 Q2 Actual	Actual vs Previous Year
PI 34 - % of Invoices paid within 30 days	Up	100%	97%	3.1%	98.2%	1.8%
PI 24 % of Freedom of Information Completed and Responded to within 20 Working Days	Up	98.1%	100%	-1.9%	97.2%	0.9%
<p>PI 34 – ICT continue to liaise with DCC ICT to resolve issues around connectivity to Oracle. Finance staff are supporting the processes outside of Oracle with budget holders in order to ensure that performance remains at a good level. Finance are liaising with certain suppliers that continue to send invoices to sections and named individuals to ensure they are directed directly to Finance who can then manage the process and keep an eye on the timeline of payment.</p> <p>PI 24 - The performance relates to a single FOI - received in June. This was a complicated request involving PDAs and availability. The resultant FOI was mainly late as some of the data was requested from ER not long prior to the deadline leaving not much time to answer the questions. These were around specials availability.</p>						

RECOMMENDATIONS

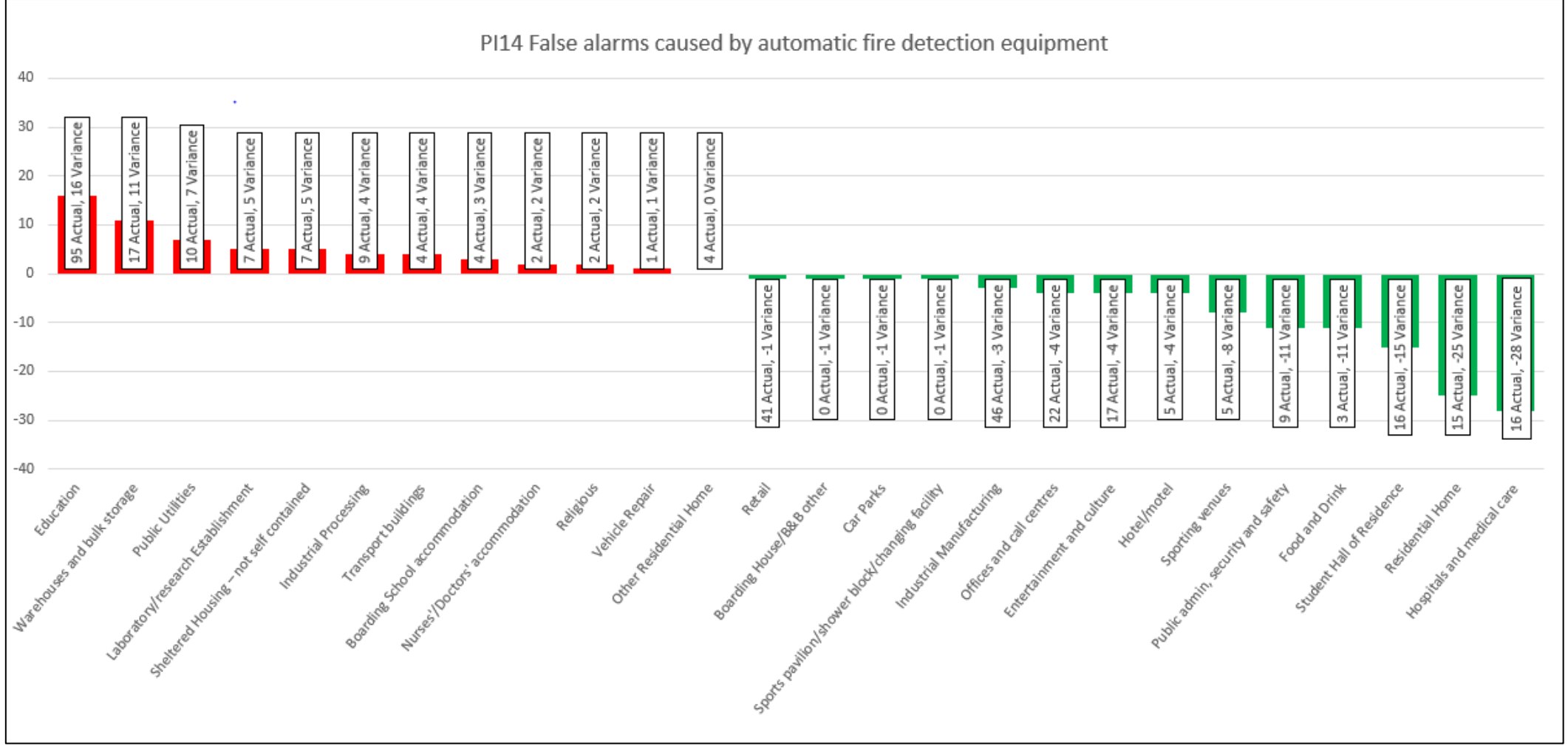
11. CFA members are requested to:

- a. **Note** the content of the report;
- b. **Comment** on the reported performance.

Appendix 1 – PI10b Variance in Primary fires in non-domestic premises



Appendix 2 – PI 14 Variance in False Alarms caused by automatic fire detection equipment



This page is intentionally left blank

**COMBINED FIRE AUTHORITY****19 DECEMBER 2019****HER MAJESTY'S INSPECTORATE OF CONSTABULARY AND FIRE
AND RESCUE SERVICES UPDATE**

REPORT OF AREA MANAGER TRAINING, ASSETS AND ASSURANCE

Purpose of Report

1. The purpose of this report is to provide Members with an update on the current position and next steps of Her Majesty's Inspectorate of Constabulary and Fire and Rescue Services (HMICFRS) inspection of County Durham and Darlington Fire and Rescue Service (CDDFRS).

Current Position

2. The inspection of CDDFRS was completed on 19 July 2019.
3. On 23 October 2019, the Service received a pre-publication copy of the report to carry out a factual accuracy check. This report was issued to the Chief Fire Officer on an embargoed basis.
4. The pre-publication accuracy check was returned to HMICFRS on 6 November 2019. HMICFRS will provide CDDFRS with a copy of the final version at least 24 hours prior to publication.
5. The planned publishing date for the fire and rescue service effectiveness, efficiency and people 2018/19 tranche three reports was December 2019. The confirmation of the date has been delayed due to the general election.
6. Additionally, the 'State of Fire: The Annual Assessment of Fire and Rescue Services in England' has been delayed until early 2020.

Fire Inspection Cycle Two Methodology

7. During November 2019, HMICFRS published a draft 2020/21 inspection framework for consultation. The proposed methodology is similar to the previous methodology. This approach will allow HMICFRS to gauge improvements and a direction of travel from the first cycle of inspections. It will also give a strong foundation to consider a future move to a risk-based approach.
8. The proposed assessment of effectiveness will continue to consider how well each fire and rescue service is performing its principal functions of preventing fires happening, ensuring the public is kept safe through the regulation of fire safety, and responding to emergency incidents. During the second cycle of inspections, HMICFRS will provide the public with

more clarity on how well fire and rescue services are prepared to respond to major incidents with other fire services and agencies.

9. The proposed assessment of efficiency will now make a clearer distinction between the way each fire and rescue service use its resources to manage its current risks, and how well it is securing an affordable way of managing its risks in the future. New questions have been added which focus on whether a fire and rescue service can demonstrate what savings it has made, the effect of these on its operational performance, and whether its use of reserves is sustainable.
10. The proposed assessment of how each fire and rescue service looks after its people will remain focused on the leadership at all levels in the organisation, including training, diversity, values and culture. The question sets have been altered slightly to reflect an additional focus on the behaviours within the workforce, and to also consider individuals' career pathways.
11. The consultation for this new methodology was based around the following six questions:
 - a) What do you think of the proposed approach to FRS inspection that HMICFRS proposes to conduct in the next cycle? How could this be improved?
 - b) Does the draft inspection methodology include the right questions to gather evidence for a rounded assessment of fire and rescue services? How could this be improved?
 - c) How best could HMICFRS report on the progress the service has made since the previous inspection?
 - d) What, if any, new or emerging problems for fire and rescue services should HMICFRS take into account in its inspections?
 - e) How else could HMICFRS adapt the way in which it acquires information to take full account of the circumstances of fire and rescue services and of risks to public safety?
 - f) What else should HMICFRS consider doing to make its fire and rescue service assessments as fair as they can be?
12. The Service have collated a response and submitted this to HMICFRS on 29 November 2019.

Recommendations

13. CFA Members are requested to:
 - a. **note** the contents of this report.

Keith Carruthers, Area Manager Training, Assets and Assurance, ext: 5564

Combined Fire Authority Bonfire period update

AM Robin Turnbull
19 December 2019



Purpose

Page 28

- To provide the Combined Fire Authority with information on the activity over the bonfire period and the night itself.
- To provide a summary of key facts
- To provide brief analytical overview



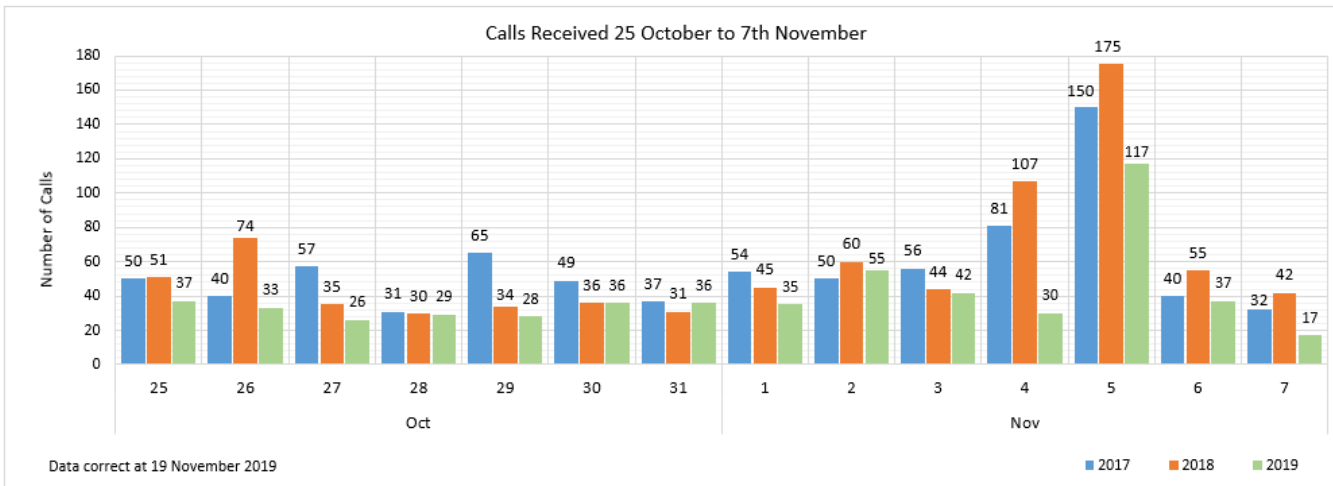
Background

- Three key periods of increased activity across a year (Easter, summer and bonfire night)
- Bonfire period is usually considered to be a two week period leading to and just after bonfire night itself
- The period runs from the 25 October and ends on the evening of the 7th November
- Anticipated increase in incidents attended, mainly secondary fires and number of calls received by the service



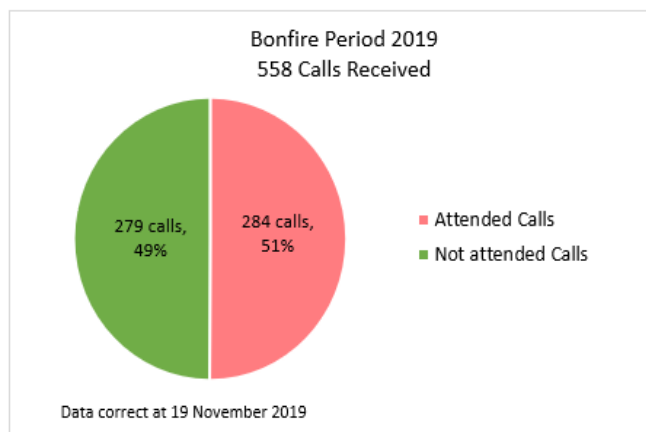
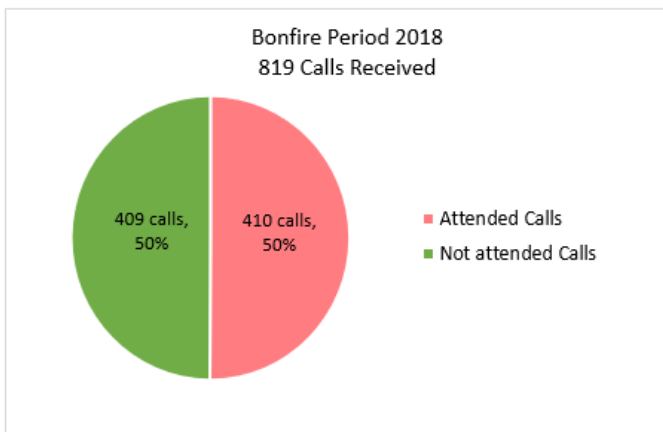
Calls Received and Incidents Attended

Page 30



Bonfire Period
819 Calls in 2018
558 Calls in 2019
32% (261) less calls than last year

Bonfire Night
Decrease in the number of calls in 2019 from 2018 by 33% (58 calls)

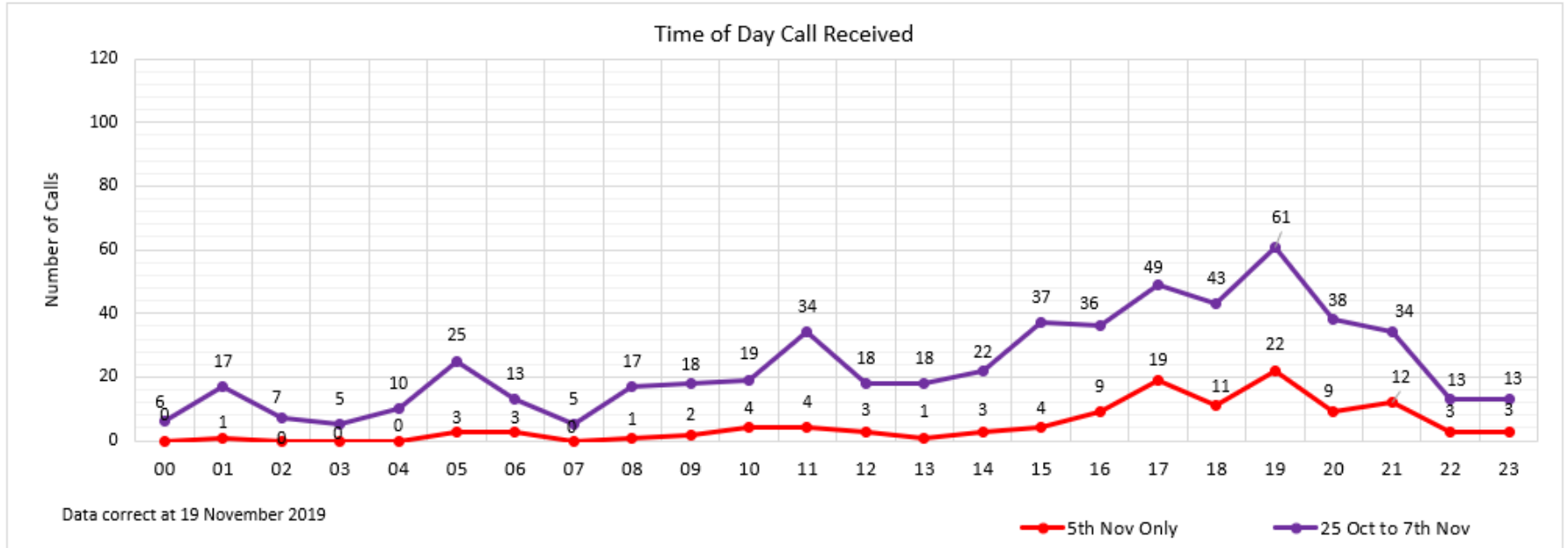


Bonfire Period
Received less calls than last year and attended less incidents
53% (119) less incidents attended than last year

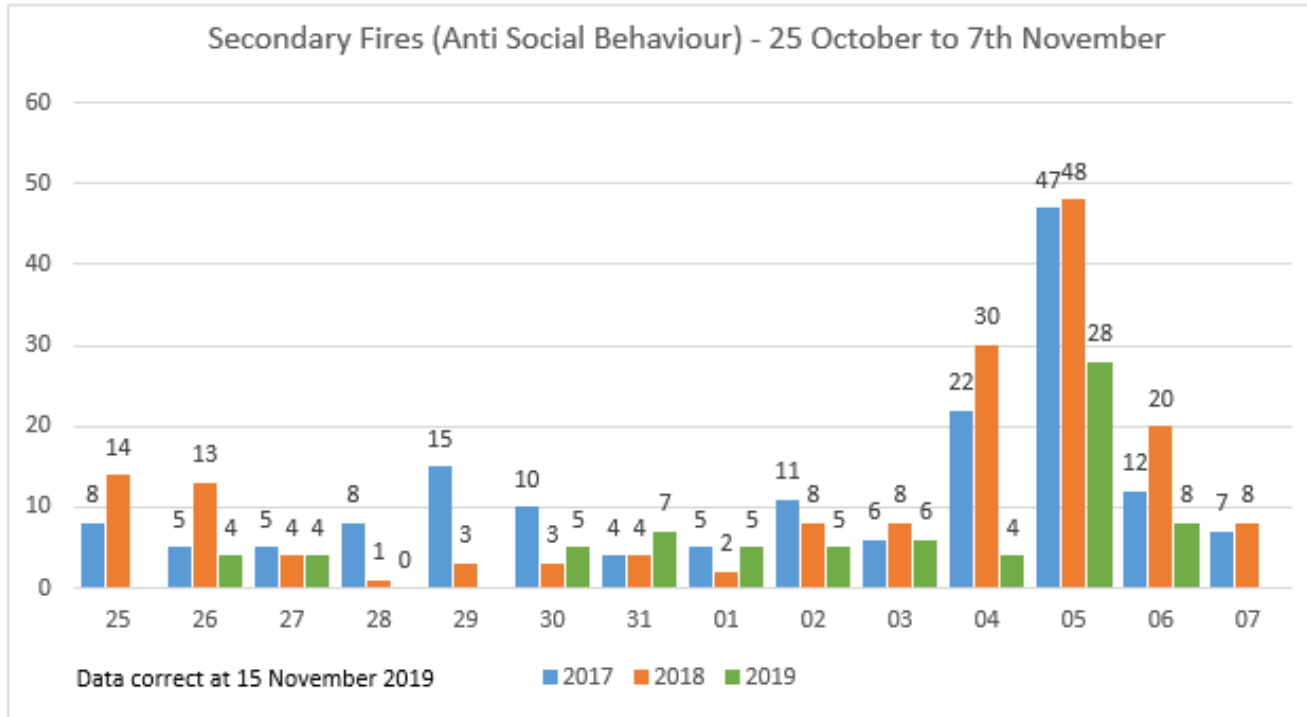
Bonfire Night
28 incidents attended
38% (17) less than last year



Time of Day For Calls



Secondary Fires DNK (Deliberate and Not Known)



Run up to bonfire night

Decrease in average of DNK secondary fires per day in 2019 at 3.7 (8.2 in 2018)

56% (0.56) less incidents per day than last year on average

Bonfire night

28 DNK secondary fires versus 48 in 2018

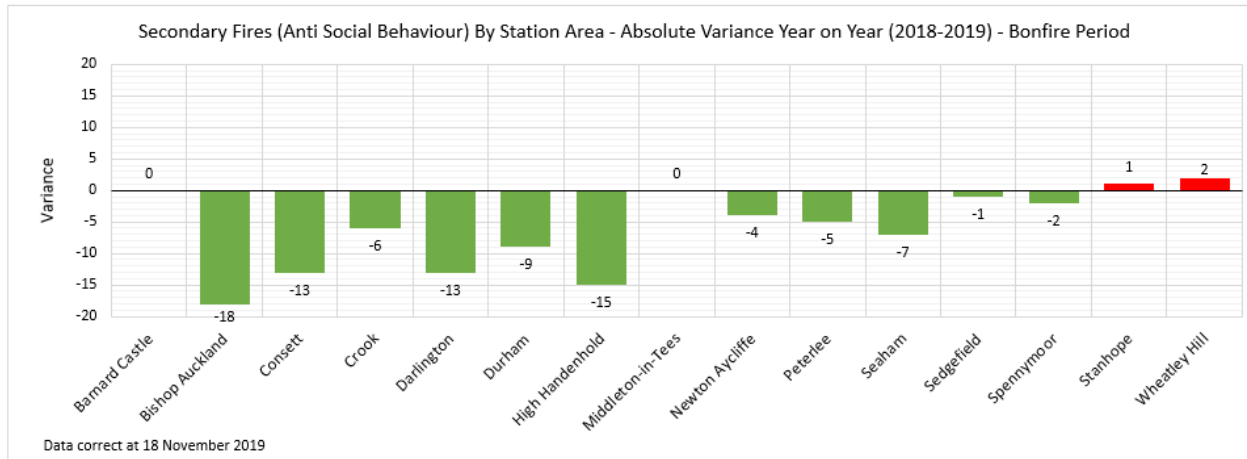
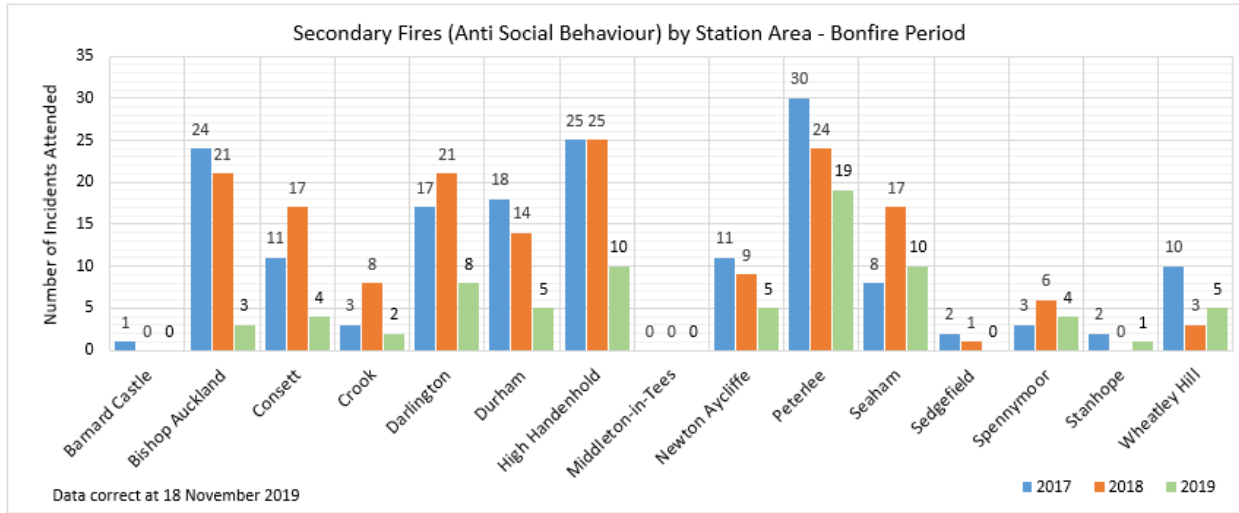
42% (20) less incidents attended than last year

After bonfire night

8 DNK secondary fires in 2019. An decrease of 20 (71%) versus 2018

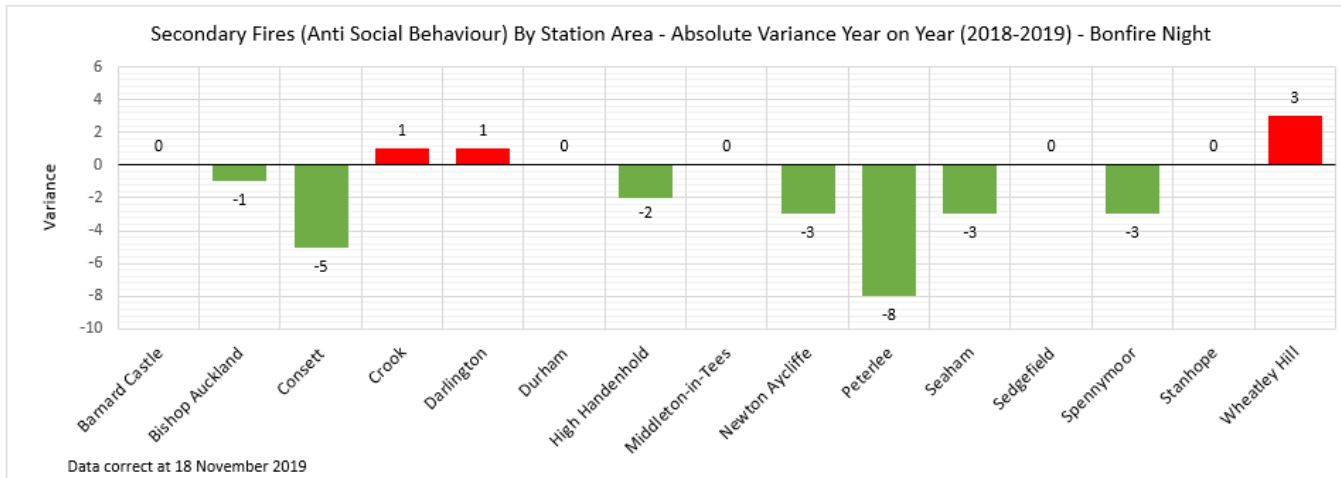
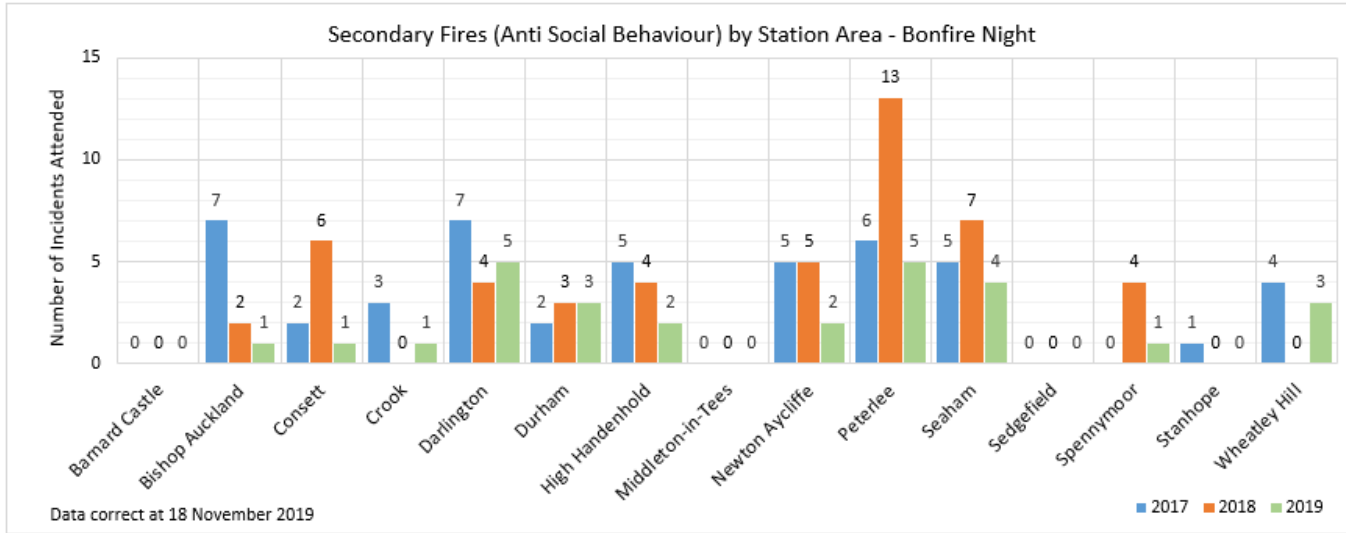


Secondary Fires – Bonfire Period

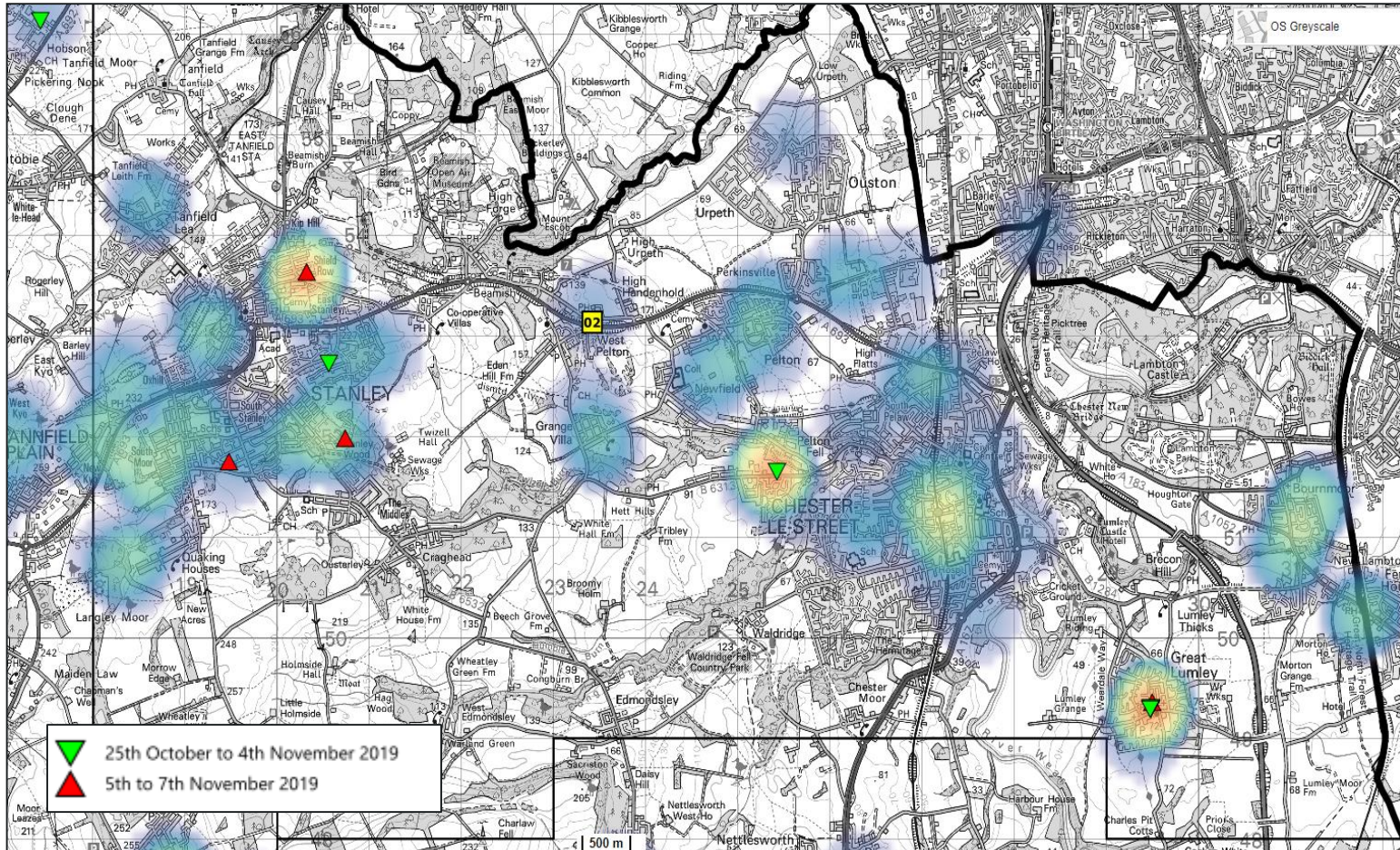


Secondary Fires – Bonfire Night

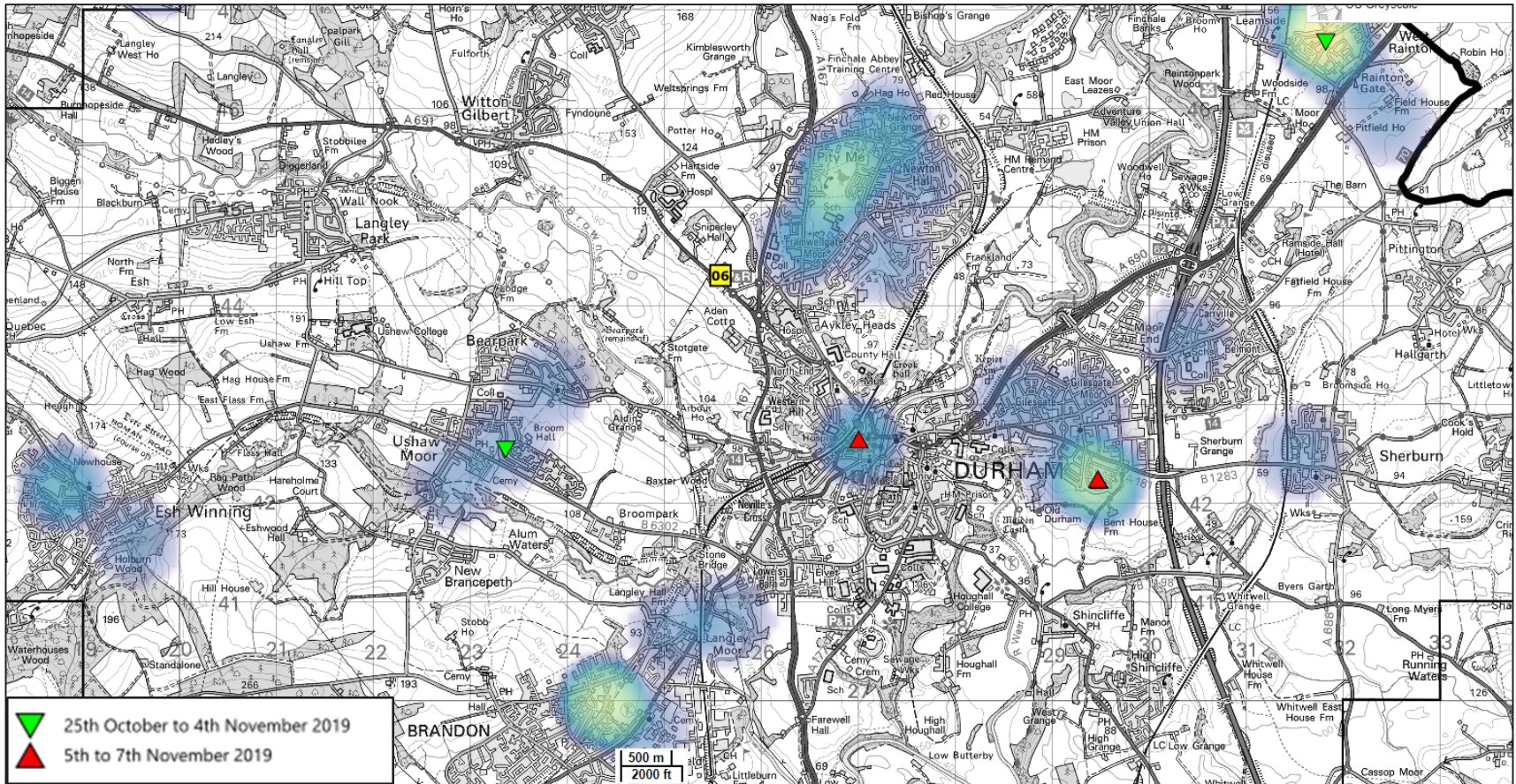
Page 34



Deliberate and Not Known Secondary Fires (25th Oct 2019 – 7th Nov 2019) and Hotspot 2015-2019 - Chester-le-Street



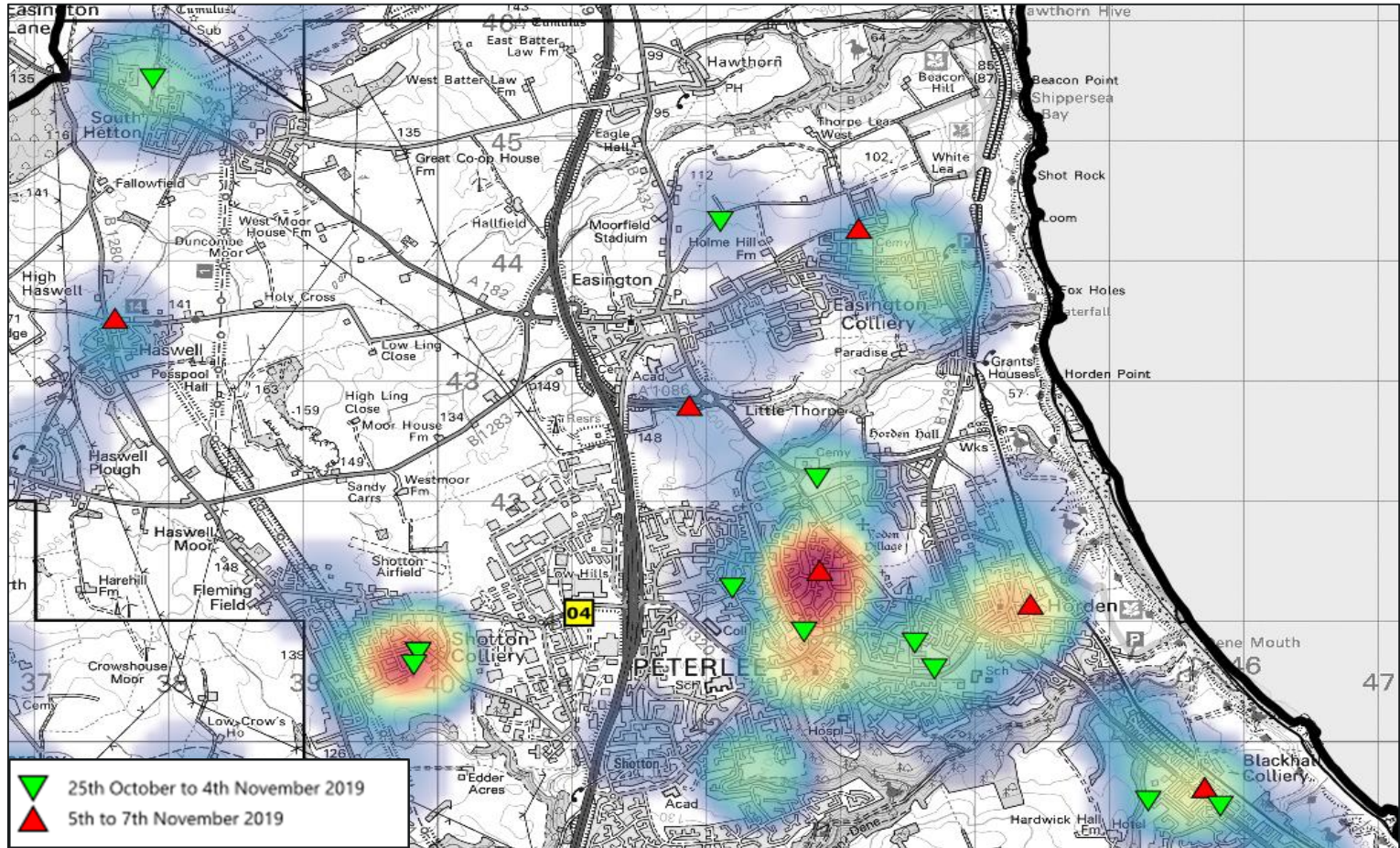
Deliberate and Not Known Secondary Fires (25th Oct 2019 – 7th Nov 2019) and Hotspot 2015-2019 - Durham



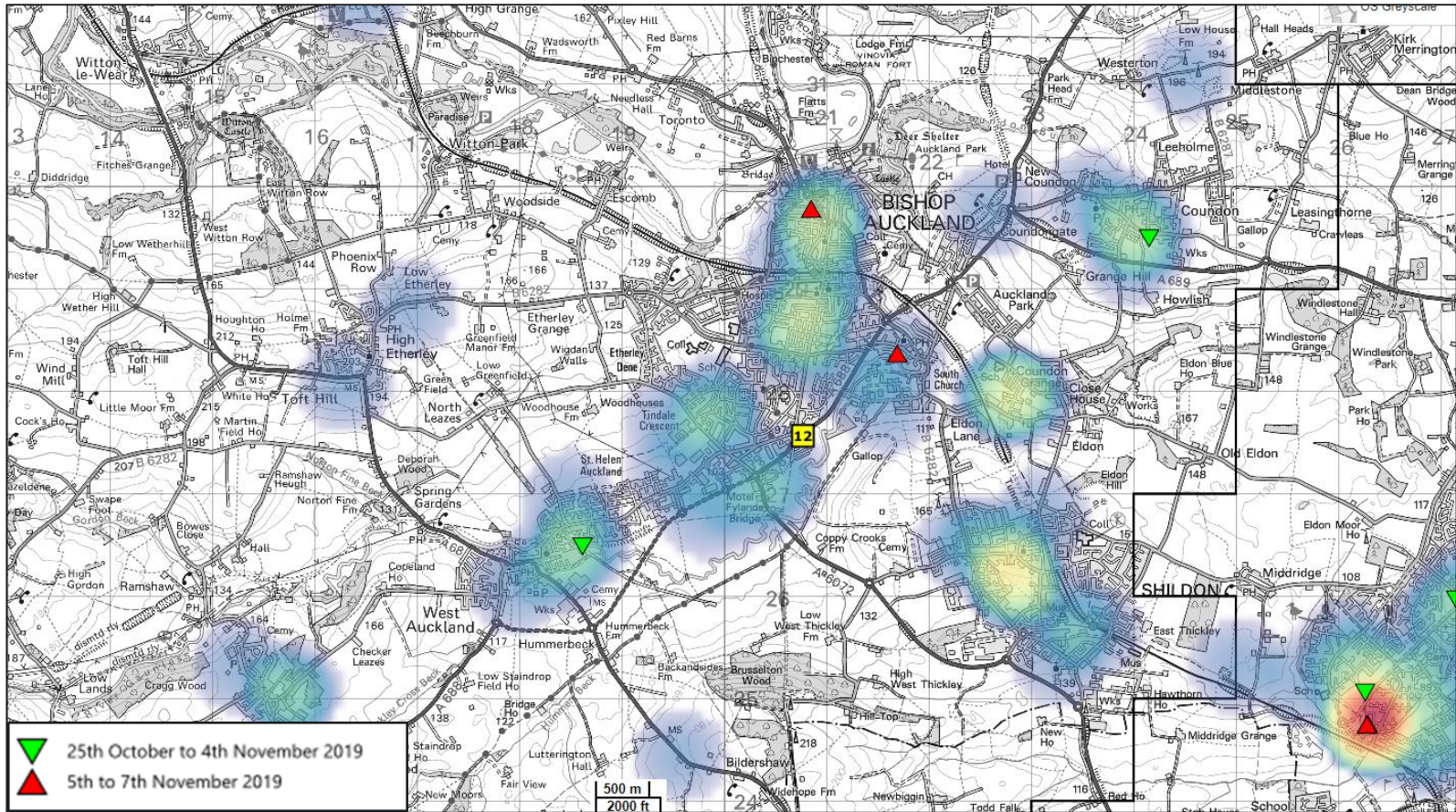
Deliberate and Not Known Secondary Fires (25th Oct 2019 – 7th Nov 2019) and Hotspot 2015-2019 – Seaham and Murton



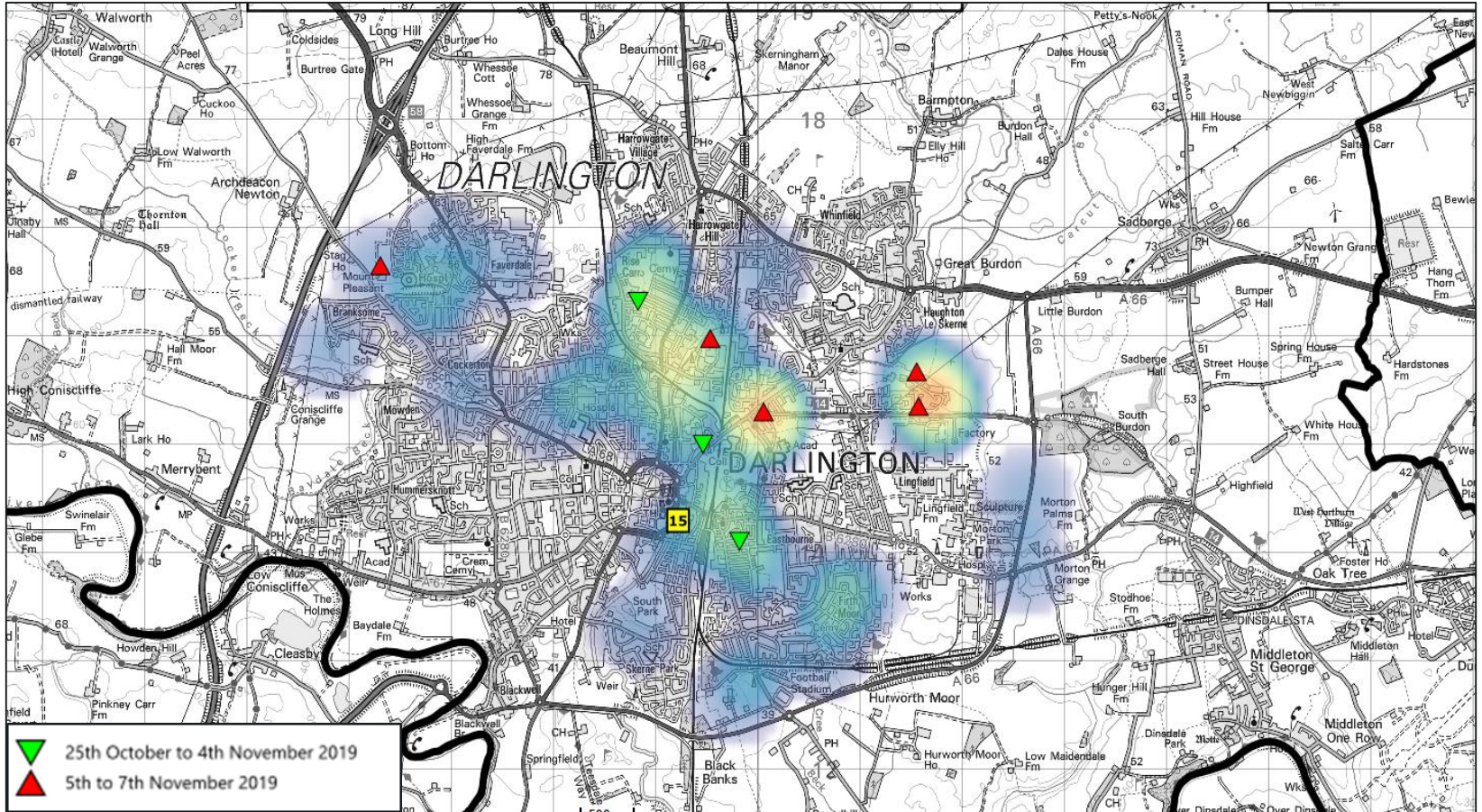
Deliberate and Not Known Secondary Fires (25th Oct 2019 – 7th Nov 2019) and Hotspot 2015-2019 - Peterlee



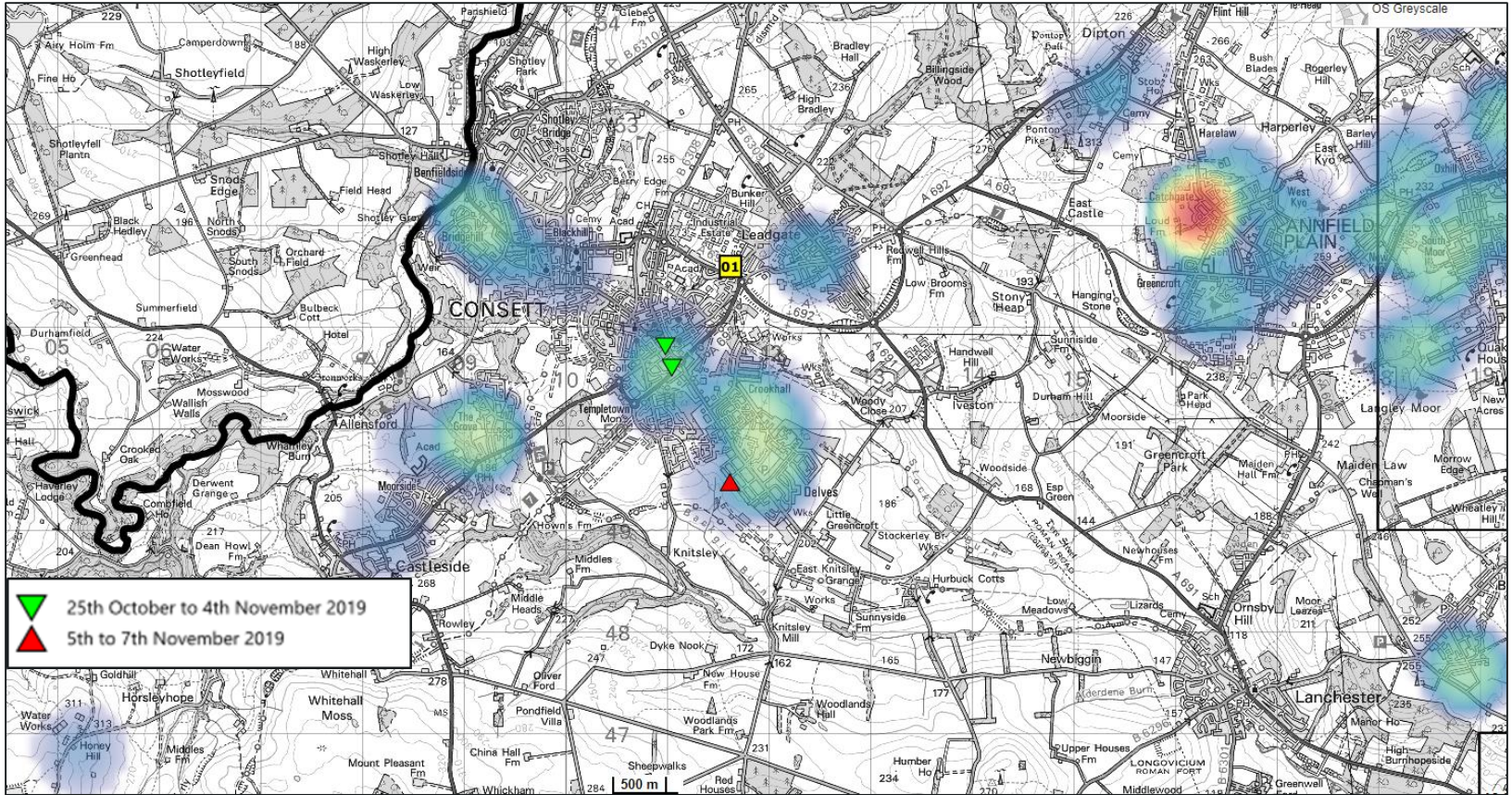
Deliberate and Not Known Secondary Fires (25th Oct 2019 – 7th Nov 2019) and Hotspot 2015-2019 – Bishop Auckland



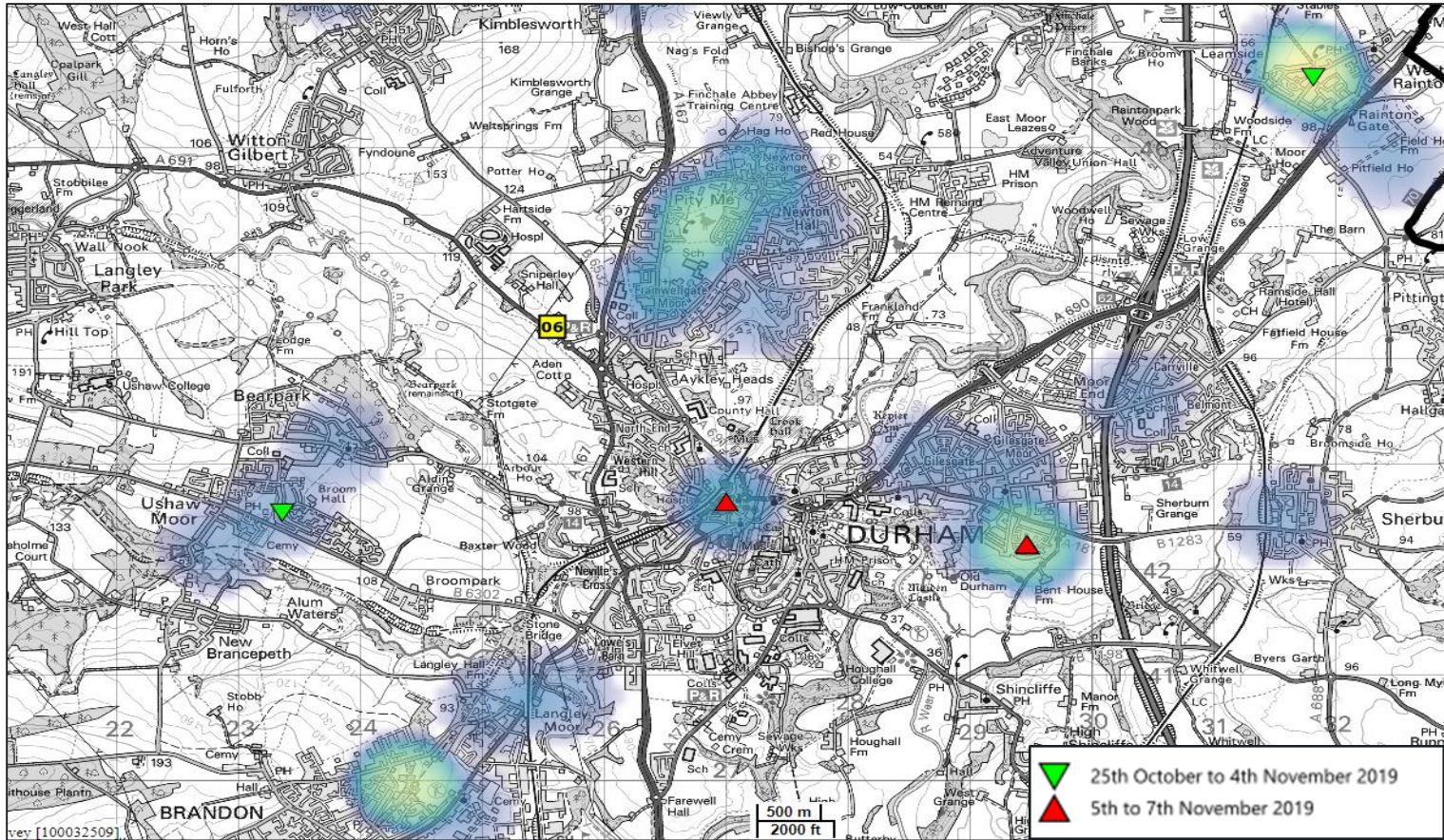
Deliberate and Not Known Secondary Fires (25th Oct 2019 – 7th Nov 2019) and Hotspot 2015-2019 – Darlington



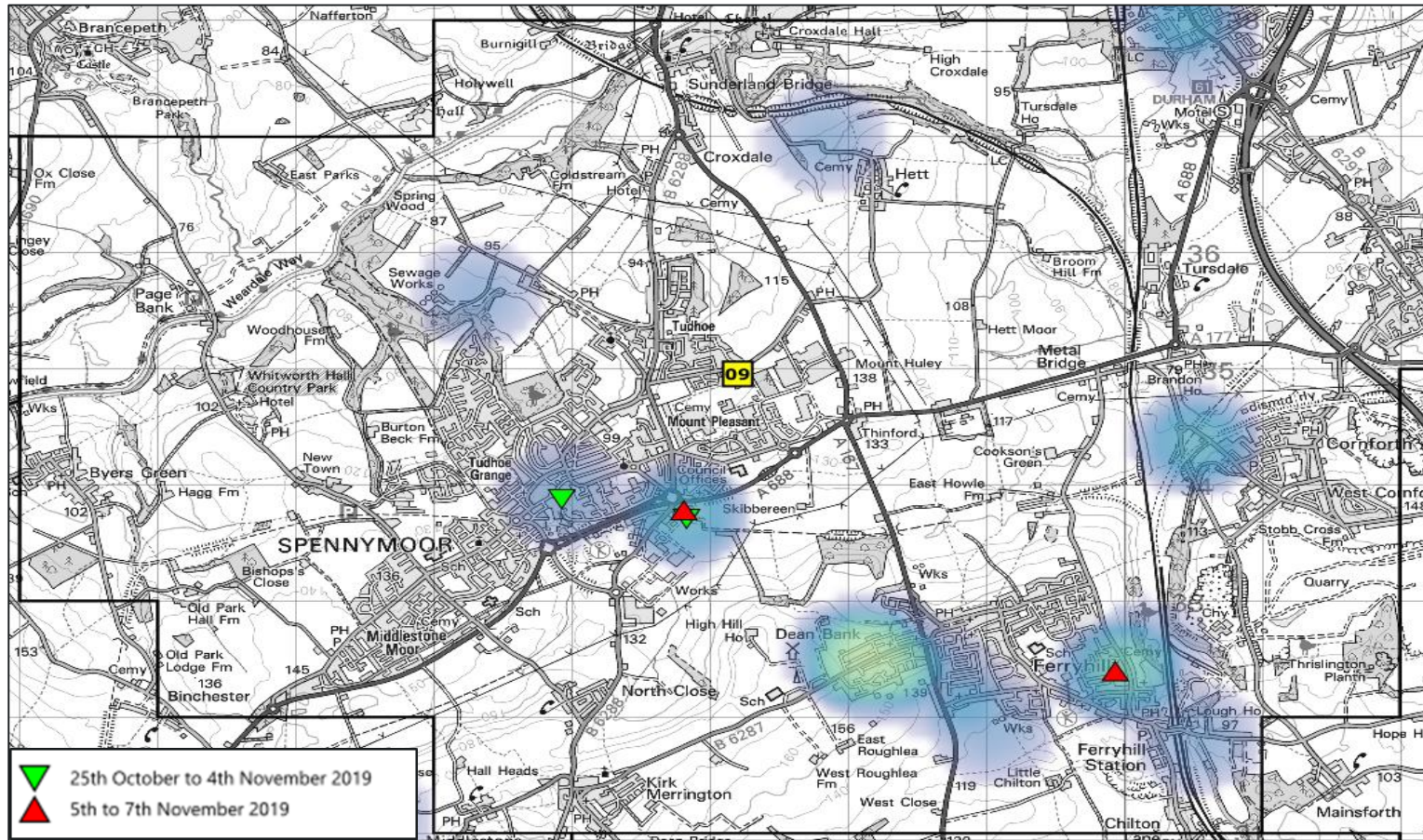
Deliberate and Not Known Secondary Fires (25th Oct 2019 – 7th Nov 2019) and Hotspot 2015-2019 – Consett



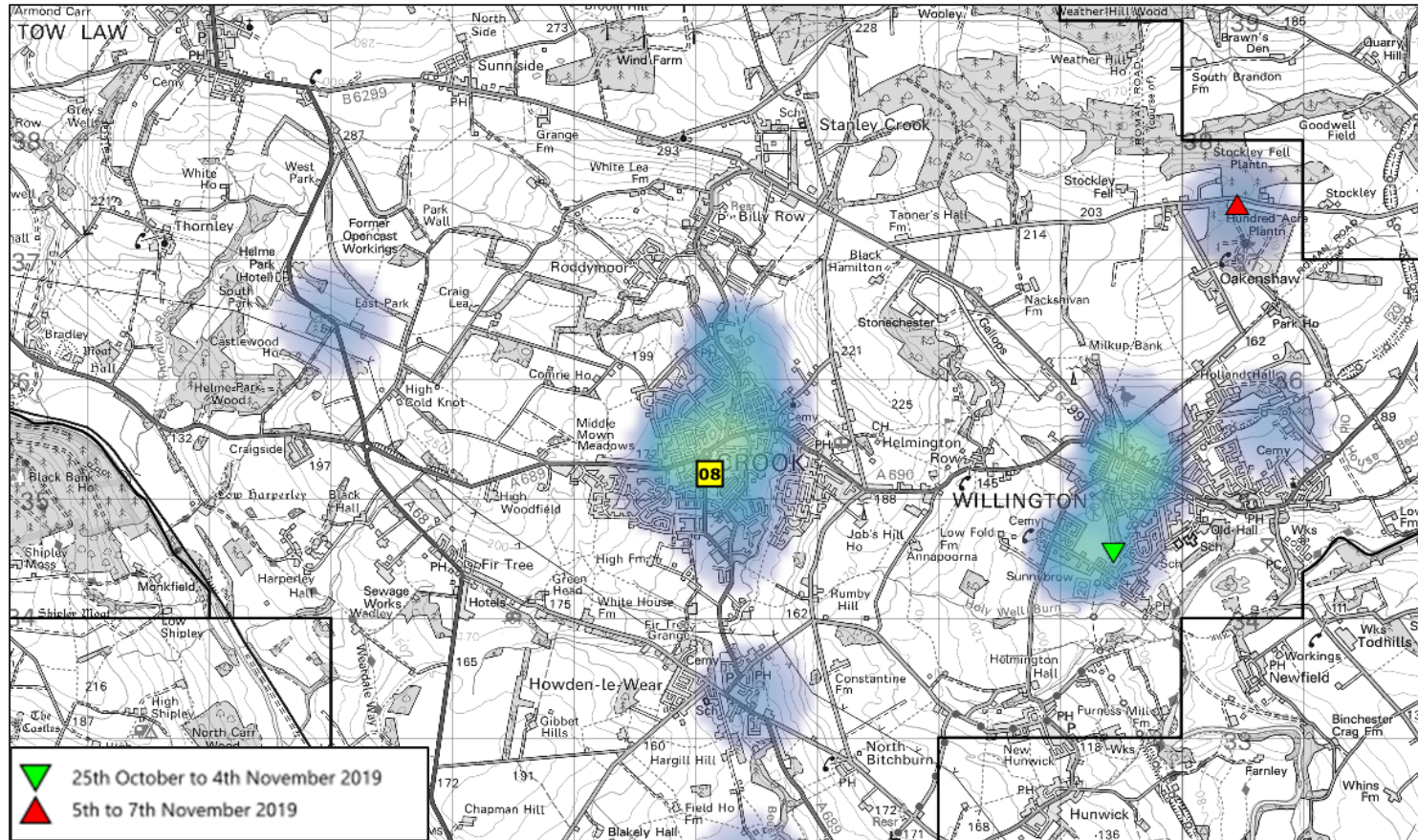
Deliberate and Not Known Secondary Fires (25th Oct 2019 – 7th Nov 2019) and Hotspot 2015-2019 – Durham



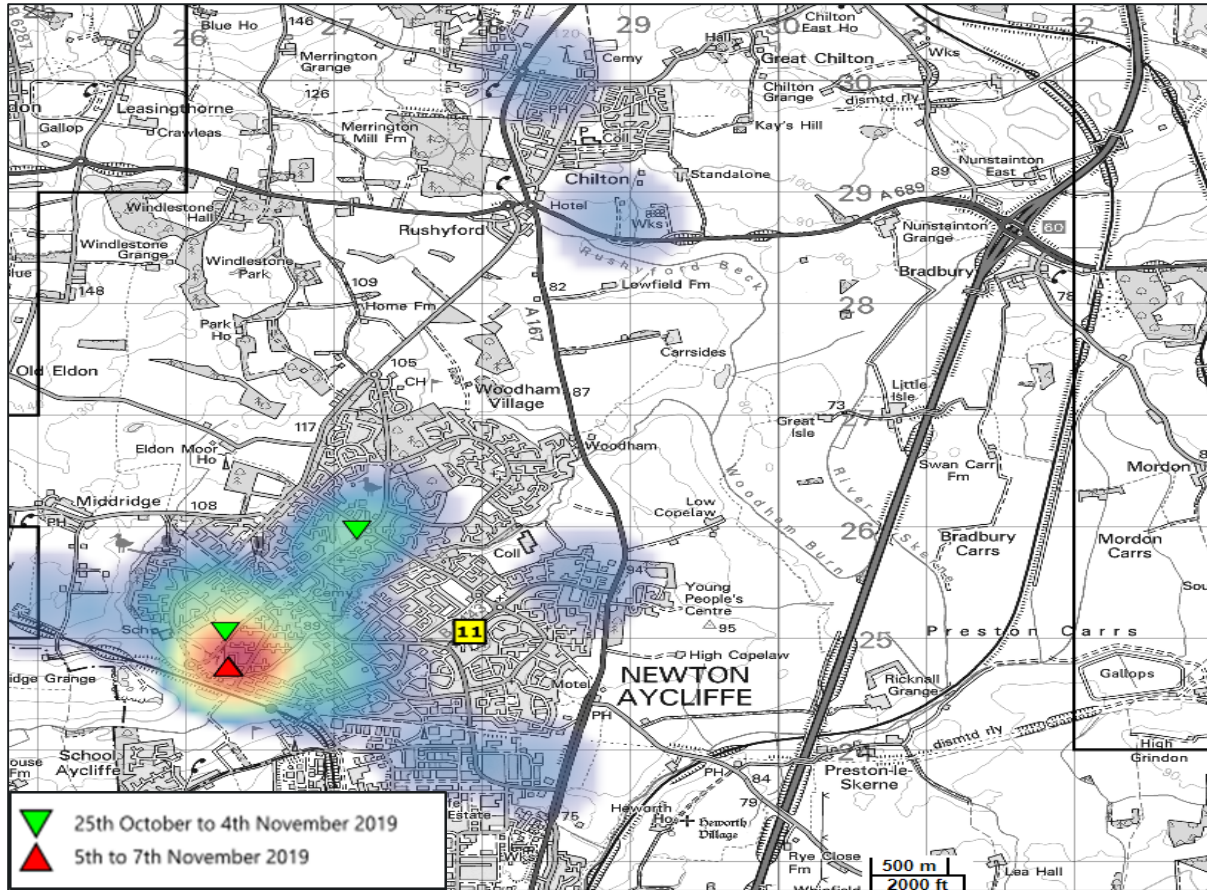
Deliberate and Not Known Secondary Fires (25th Oct 2019 – 7th Nov 2019) and Hotspot 2015-2019 – Spennymoor



Deliberate and Not Known Secondary Fires (25th Oct 2019 – 7th Nov 2019) and Hotspot 2015-2019 – Crook



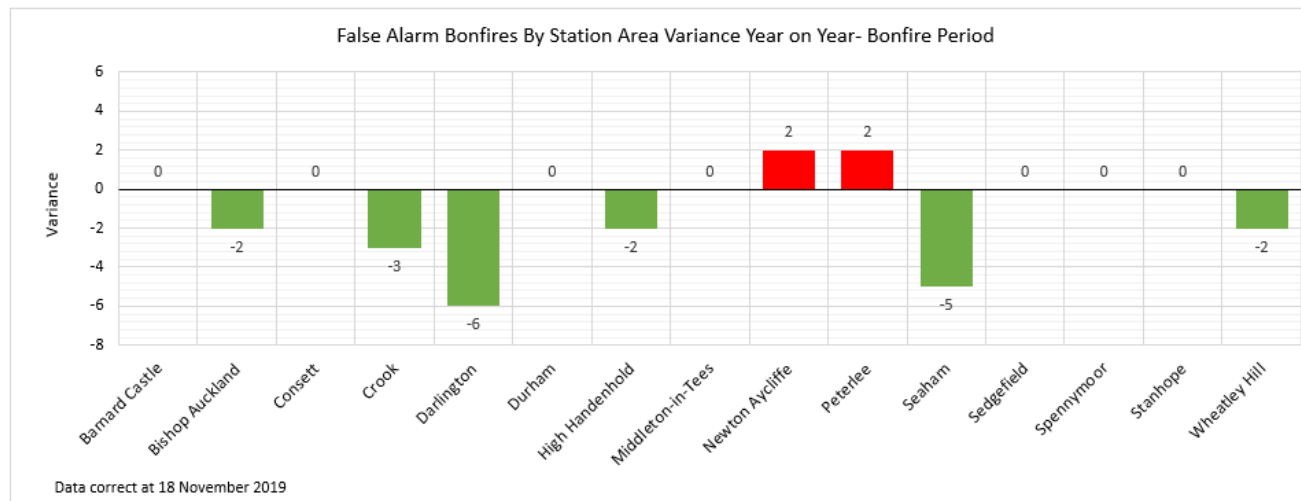
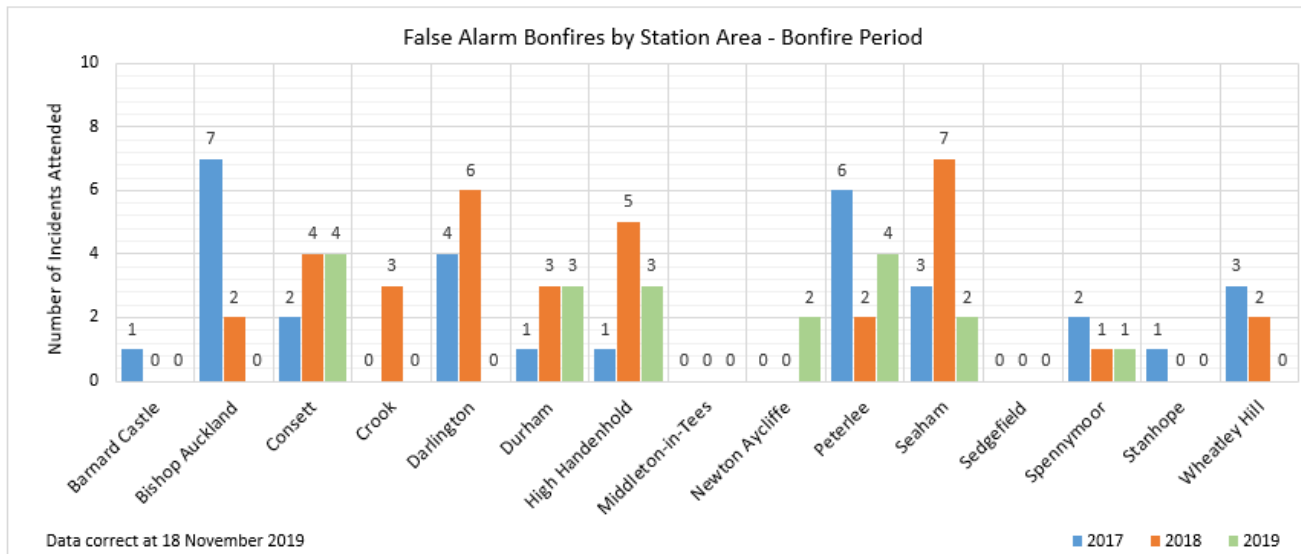
Deliberate and Not Known Secondary Fires (25th Oct 2019 – 7th Nov 2019) and Hotspot 2015-2019 – Newton Aycliffe



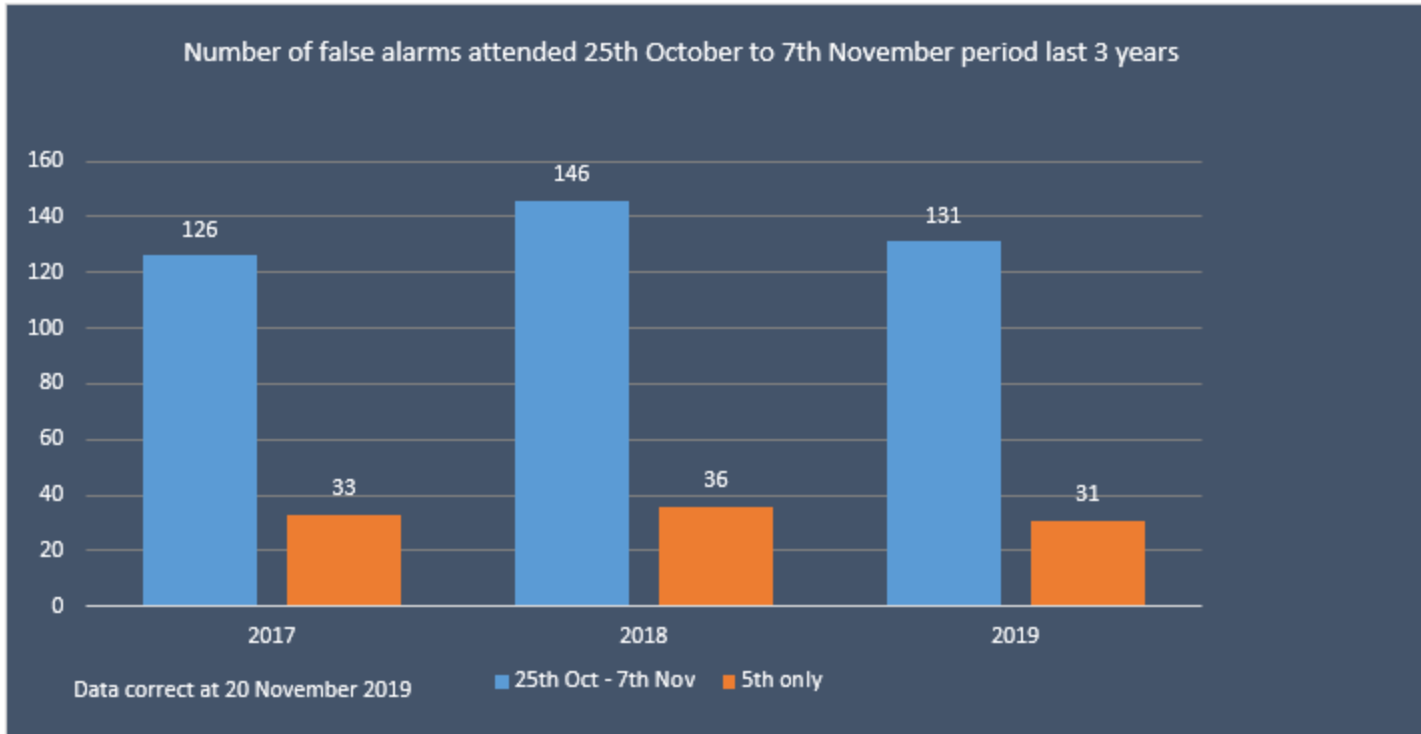
Deliberate and Not Known Secondary Fires (25th Oct 2019 – 7th Nov 2019) and Hotspot 2015-2019 – Wheatley Hill



Bonfire False Alarms – Bonfire Period

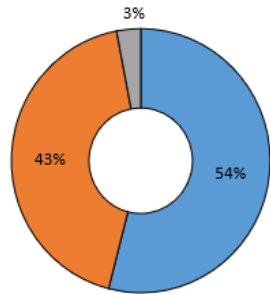


Bonfire False Alarms – Bonfire Period



Bonfire False Alarms – Bonfire Period

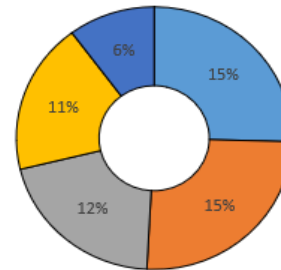
False Alarms Types (25th Oct - 7th Nov 2019)



■ Good Intent false alarm ■ Fire alarm due to Apparatus ■ Not recorded

Data correct at 20 November 2019

False Alarms Reason - top five (25th Oct - 7th Nov 2019)



■ Faulty ■ Bonfire ■ Controlled burning ■ Other ■ Unknown

Data correct at 20 November 2019



Summary

Page 50

- **558 calls received for bonfire period - down by 32% (216 calls) on 2018**
- **117 calls received on bonfire night – down by 33% (58 calls) on 2018**
- **73% of calls on bonfire night between 4pm and 10pm**
- **Bonfire night calls down by 33% (decrease of 58 calls totaling 117 calls) on normal daily call rate of 40 calls**
- **281 incidents attended during period – decrease of 32% (130 incidents)**
- **66 incidents attended on bonfire night – decrease of 17% (16 incidents)**

Bonfire related activity.....

- **76 Deliberate and not known secondary fires for period – down by 53% (86 incidents)**
- **28 Deliberate and not known secondary fires on bonfire night – down by 38% (17 incidents)**
- **Most station areas show decreases in activity during the bonfire period (11 out of 15 showed decrease)**
- **Only one station areas with increases of 2 incidents from 2018**
- **Decrease of number of fires after bonfire night in 2019 (8) compared to 2018 (26) – representing a 69% increase**
- **19 False alarm bonfires during period – decrease of 46% (19) from 2018**



Questions?



This page is intentionally left blank

By virtue of paragraph(s) 3 of Part 1 of Schedule 12A
of the Local Government Act 1972.

Document is Restricted

This page is intentionally left blank

By virtue of paragraph(s) 1 of Part 1 of Schedule 12A
of the Local Government Act 1972.

Document is Restricted

This page is intentionally left blank