

Letters of Appreciation

Quarter 3 - 2018/19

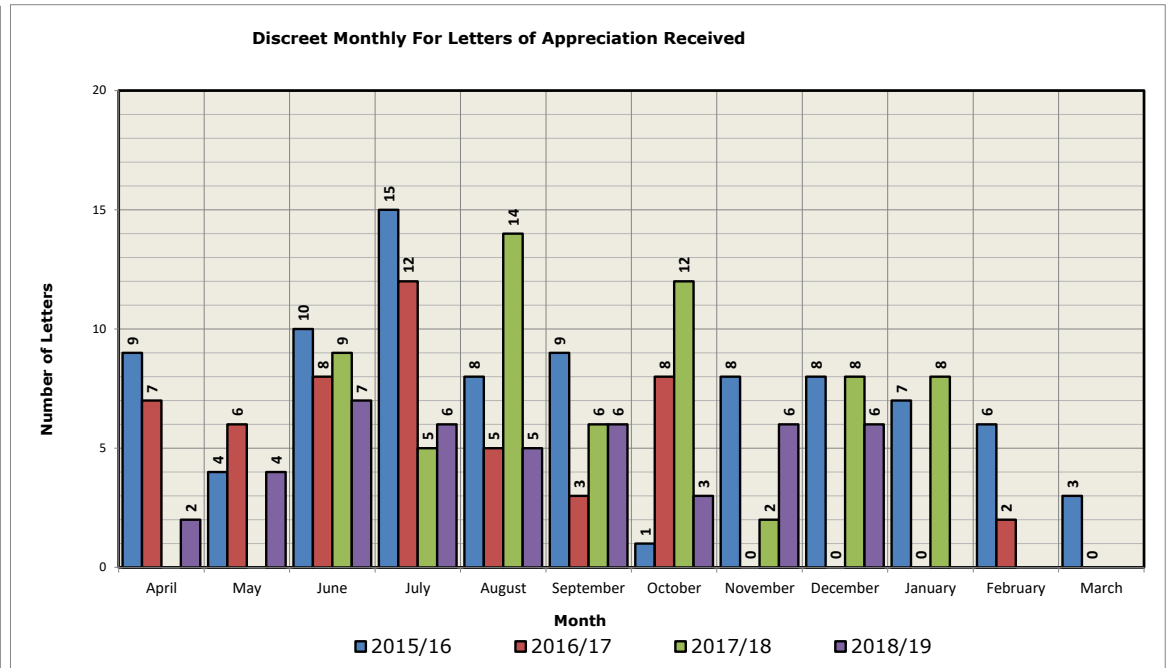
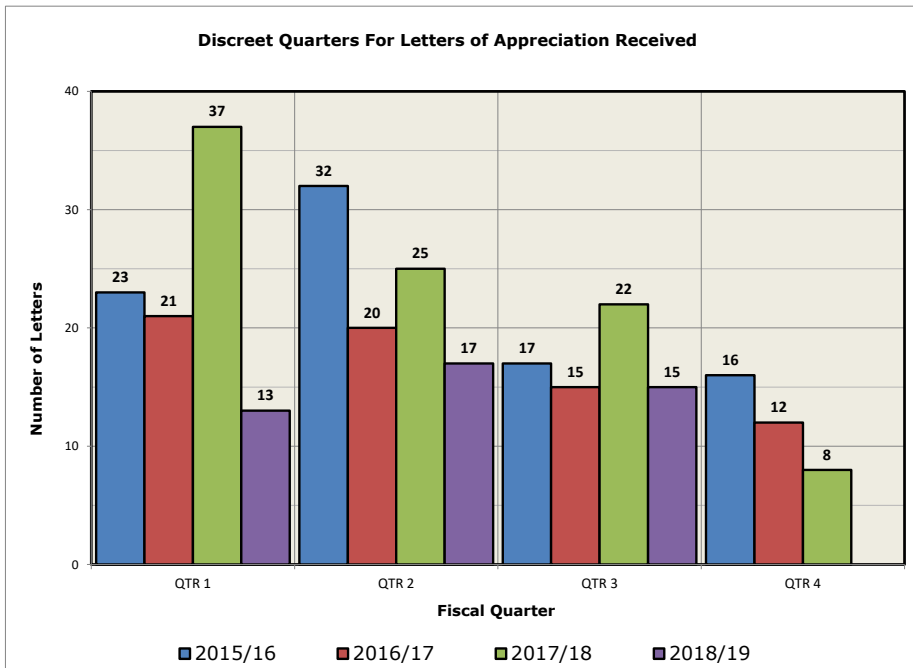
Compare Results (Discreet Values)

Discreet Values Quarterly

	QTR 1	QTR 2	QTR 3	QTR 4
2015/16	23	32	17	16
2016/17	21	20	15	12
2017/18	37	25	22	8
2018/19	13	17	15	9

Discreet Values Monthly

	April	May	June	July	August	September	October	November	December	January	February	March
2015/16	9	4	10	15	8	9	1	8	8	7	6	3
2016/17	7	6	8	12	5	3	8	0	0	0	2	0
2017/18	0	0	9	5	14	6	12	2	8	8	0	0
2018/19	2	4	7	6	5	6	3	6	6	8	1	0



Compare Results (Cumulative Values)

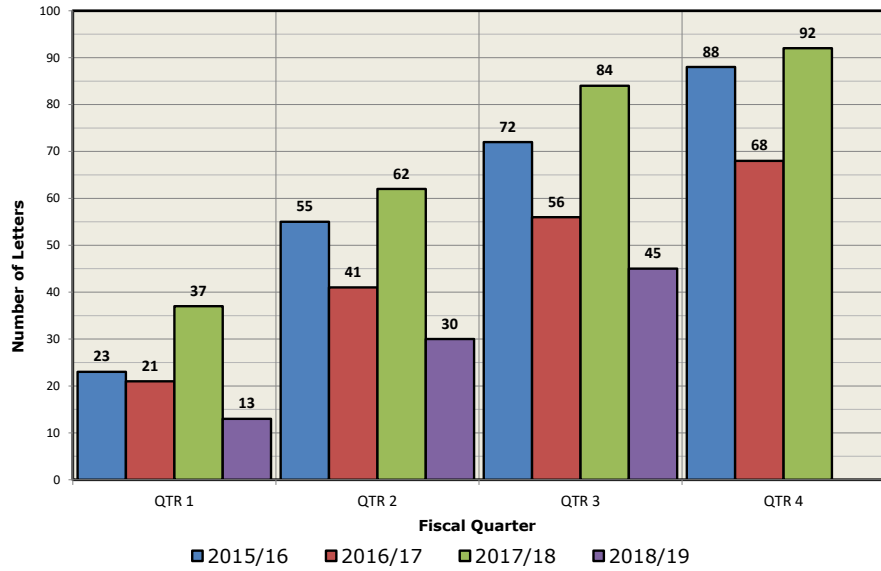
Cumulative Values Quarterly

	QTR 1	QTR 2	QTR 3	QTR 4
2015/16	23	55	72	88
2016/17	21	41	56	68
2017/18	37	62	84	92
2018/19	13	30	45	

Cumulative Values Monthly

	April	May	June	July	August	September	October	November	December	January	February	March
2015/16	9	13	23	38	46	55	56	64	72	79	85	88
2016/17	7	13	21	33	38	41	49	49	49	49	51	51
2017/18	0	0	9	14	28	34	46	48	56	64	64	64
2018/19	2	6	13	19	24	30	33	39	45	53	54	54

Cumulative Quarters For Letters of Appreciation Received



Cumulative Monthly For Letters of Appreciation Received

