

Information for Council Tax and Non-Domestic Rate Payers 2018/19

County Durham and Darlington
Fire and Rescue Authority



This leaflet:

- Explains the level of funding the Fire and Rescue Service receives from your Council Tax charge
- Shows how your money has been spent providing a Fire and Rescue Service throughout the last year
- Gives a snapshot of our performance
- Outlines briefly our plans for further improvement

Your Fire and Rescue Authority

The Authority has an establishment of 589 people to provide a comprehensive fire and rescue service to residents. This service is delivered from 15 fire stations strategically located throughout County Durham and Darlington.

We are committed to continue to improve our service and are undertaking an ambitious service transformation programme to challenge current methods of service delivery and introduce new ways of working to reduce costs without reducing the number of fire stations or fire appliances. During a period of continually reducing levels of funding, this will enable us to redirect resources to protect front line service delivery. We consult with the communities of County Durham and Darlington throughout the year to ensure our plans take account of local priorities. The Authority's vision is Safest People, Safest Places and we aim to achieve this by:

- Identifying and reducing risks and improving safety for people in their homes
- Responding to incidents effectively and competently
- Helping local people to understand the services that we can offer and ensuring we can deliver the services that people need
- Ensuring our staff are trained and skilled to work to the best of their ability
- Ensuring we understand our financial position and performance to make informed decisions which benefit the public
- Providing services that represent good value for money

In order to provide a fire and rescue service in line with our priorities we require a budget of £28.5 million in 2018/19.

Funding

We receive approximately 40% of our funding from Government support and local non-domestic rates; the remaining amount is met through Council Tax.

What the Authority needs from you

There will be an increase in the amount of council tax you are required to pay in 2018/19.

The table below shows the annual amount due for each Council Tax band to fund your Fire and Rescue Service:

Band	Amount 17/18 (£)	Amount 18/19 (£)	Increase (£)
A	65.10	67.02	1.92
B	75.95	78.19	2.24
C	86.80	89.36	2.56
D	97.65	100.53	2.88
E	119.35	122.87	3.52
F	141.05	145.21	4.16
G	162.75	167.55	4.80
H	195.30	201.06	5.76

The Authority has set its budget at £28.5 million for 2018/19. This represents an increase of £0.7 million on the 2017/18 budget. We consult widely on our proposals for improvement through our Strategic Plan, a copy of which is available on our website.

Revenue expenditure	2017/18 Estimate (£m)	2018/19 Estimate (£m)
Employees	20.669	21.542
Premises	2.704	2.625
Transport	0.611	0.599
Supplies	4.089	4.096
Contingencies	0.330	0.335
Capital charges	2.846	2.570
Gross expenditure	31.249	31.767
Less: Income and recharges	-1.835	-1.971
Less: Reversal of capital charges	-2.846	-2.570
Less: Contributions from reserves	-	-0.263
Add: Actual capital financing	1.197	1.544
Add: Contributions to reserves	0.039	-
Net expenditure	27.804	28.507
Funded by:		
Government support	9.949	9.590
Local non-domestic rates	1.345	1.375
Surplus on collection fund	0.144	0.372
Council tax	16.366	17.170
Total Funding	27.804	28.507

Government funding

Funding received from the government reduced by £0.4 million in 2018/19 compared to the previous year, in line with the four-year funding settlement covering the period 2016/17 to 2019/20.

Investing for the future

The Authority plans to spend £4.874 million on capital projects in 2018/19. This includes:

Improvements to premises (£m)	4.250
Vehicles (£m)	0.074
Equipment (£m)	0.450
Information technology (£m)	0.100
Total (£m)	4.874

Service Performance

By the end of 2017/18 it is estimated that the Service will have dealt with 7615 incidents (excluding emergency medical response) compared to 6516 in 2016/17.


Performance area	Actual 16/17	Estimated 17/18
Accidental dwelling fires	213	228
Deaths from accidental dwelling fires	2	0
Injuries from accidental dwelling fires (where the casualty was taken to hospital)	24	19
Fires	2178	3053
Special services e.g. road traffic collisions	322	332
Safe and wellbeing visits	18930	20294
Fire safety audits	2066	2110



How to contact us:


Finance

Further information on the Authority's financial position is available on our website or by contacting the Treasurer to the Combined Fire Authority:

 0191 3755609


Performance

Details of the Authority's performance are available on our website or by request from the Information Services team at service headquarters:


 0191 3755582

Consultation

If you would like to become involved in the decisions made by the Fire and Rescue Authority you can assist by taking part in our consultation exercises. If you are interested in taking part in future consultation, require any further information or would like this information in an alternative format or language, please contact:

 0845 3058383


 servicehq@ddfir.gov.uk


 www.ddfir.gov.uk

Address

County Durham and Darlington
Fire and Rescue Service HQ
Belmont Business Park
Durham
DH1 1TW

For home fire safety or business fire safety advice
please visit our website or call us:

 0845 2234221

 www.ddfir.gov.uk



Fit smoke
alarms



Test it



Plan an
escape route



Put cigarettes
out properly



County Durham and Darlington
Fire and Rescue Authority

